

June 22, 2023

BSE Limited
Phiroze Jeejeebhoy Towers,
Dalal Street,
Mumbai-400001.

Dear Sir/Madam,

Sub: Submission of Annual Report for the financial year 2022-23

Pursuant to Regulation 53 of Securities Exchange Board of India (Listing Obligations and Disclosure Requirements) Regulations, 2015, we are submitting herewith the Annual Report of the Company for the financial year 2022-23 along with the Notice of the Annual General Meeting.

Request you to take note of the same.

Thanking you,

Yours faithfully,
For Kotak Mahindra Prime Limited

Kiran Tangudu
Compliance officer

DIRECTORS' REPORT

To the Members of
KOTAK MAHINDRA PRIME LIMITED

The Board of Directors has pleasure in presenting Twenty Seventh Annual Report together with audited Financial Statements of your Company for the year ended 31st March, 2023.

FINANCIAL HIGHLIGHTS

Financial performance under Ind AS for FY 2022-23 with comparative numbers for FY 2021-22 is presented below:

(₹ in Lakh)

Particulars	<u>Year ended 31st March,</u> <u>2023</u>	<u>Year ended</u> <u>31st March,</u> <u>2022</u>
Gross Income	2,99,764.32	2,62,562.52
Profit before Depreciation and Tax	1,28,345.48	1,30,688.77
Depreciation	1,269.55	783.76
Profit before Tax	1,27,075.93	1,29,905.01
Provision for Tax	32,322.85	32,434.61
Profit after Tax	94,753.08	97,470.40
Other Comprehensive Income	6,088.51	14,104.27
Total Comprehensive Income	1,00,841.59	1,11,574.67
Balance of Profit from previous years	5,51,757.30	4,75,134.51
Appropriations:		
Dividend paid on Equity Shares	1,747.60	1,398.08
Transfer to Special Reserve u/s 45IC of the RBI Act, 1934	18,950.61	19,494.08
Surplus carried forward to the Balance Sheet	<u>6,25,765.18</u>	5,51,757.30

BUSINESS STRATEGY, OBJECTIVES, PROSPECTS AND FUTURE GOALS

After passing through the once in a century event like “COVID-19”, the situation related to the COVID seems to be coming under control across the Globe as well as in India too. However, the global economy has been experiencing significant shifts following the new geopolitical scenario that arisen due to the ongoing Ukraine Russia war since February 2022. On account of this, most of the countries around the world are facing high inflation-and resultant high interest rate scenario to try and rein in inflation, during the current financial year 2022-23.

At the same time, India seems to be doing better than the world in managing this situation i.e. post Covid and the new geopolitical scenario. Need for personal mobility, investments in infrastructure by the government and improved supply situation has resulted in higher demand for vehicles in India. To leverage the growing demand for vehicles, company is focusing on expanding its operations and invest in new technologies, without losing its focus on portfolio quality. Wide branch network and a firm commitment to deliver superior customer service is helping the company to maintain its market position.

DIVIDEND

The Directors recommend Dividend on Equity Shares @ ₹50.00 per equity share (Previous Year: ₹50.00 per equity share).

DEBENTURES

Pursuant to various circulars issued by the Securities and Exchange Board of India (SEBI) and the Reserve Bank of India (RBI) from time to time, the Company continues to issue debentures on private placement basis and list all debentures issued, on the BSE Limited under Information Memorandums issued by the Company from time to time. The Company has appointed IDBI Trusteeship Services Limited as Debenture Trustees to the issues.

The Contact details of the Debenture Trustees are:

IDBI Trusteeship Services Limited

Address : IDBI Trusteeship Services Limited, Universal Insurance Building, Ground Floor, Sir P.M. Road, Fort, Mumbai - 400001

Contact Numbers: 022– 40807181; Fax - 022-66311776

Email: swapnil@idbitrustee.com; subrat@idbitrustee.com; itsl@idbitrustee.com

Website: www.idbitrustee.com

CAPITAL ADEQUACY

The Capital to Risk Assets Ratio (CRAR) of your Company as on 31st March 2023 was at 28.50% (Tier I – 27.80%).

CREDIT RATING

The Company's long-term borrowings rating continued to be "AAA" (with Stable Outlook) by CRISIL and ICRA. The Company's Tier II Subordinated Debts continued to be dual rated by CRISIL and ICRA, with a rating of "AAA" (with Stable Outlook).

The Company's short-term borrowing program rated by CRISIL and ICRA continued to enjoy the highest rating of "A1+".

The assessment of your Company's risk profile by the rating agencies strengthens the confidence placed by a large pool of investors in your Company.

AAA indicates highest degree of safety regarding timely servicing of financial obligations and carries a lowest credit risk.

FINANCE

Your Company continues to be a Non-Deposit Accepting NBFC - Investment and Credit Company (reclassified from Asset Finance Company (AFC) vide RBI circular dated February 22, 2019 on Harmonization of NBFCs categories). It has well diversified and large pool of lenders comprising of Public and Private Sector Banks, Mutual Funds, Insurance Companies, Pension Funds, Financial Institutions,

Foreign Institutional Investors (FII) and Corporates. Your Company continued to introduce new lenders / investors during the year. Further, prudent Asset Liability Management continues to be focus of your Company.

The RBI increased the policy repo rate by 250bps from 4.00% to 6.50% during the financial year 2022-23 on account of concerns on inflation being higher than the mandated tolerance levels. Also US Federal Reserve increased the Fed Funds rate by 450bps during the financial year 2022-23 from 0.25%-0.50% levels to 4.75%-5.00% levels on account of high inflation concerns. Core inflation in India continue to be at elevated levels. With headline CPI inflation ruling persistently above the tolerance band of RBI, the MPC decided to remain resolutely focused on aligning inflation with the target in financial year 2022-23.

For the financial year 2022-23, the second advanced estimate of National Statistical Office places India's real Gross Domestic Product (GDP) at 7%. Global economic activity remains resilient amidst the persistence of inflation at elevated levels, turmoil in the banking system in some advanced economies (AEs), tight financial conditions and lingering geopolitical hostilities. Further, financial market volatility due to monetary policy normalization pose downside risk to the outlook.

Despite continued challenges faced during the financial year, your Company continued to get regular access to funding from various sources and has continued to maintain adequate liquidity profile.

Your Company with its strong treasury and risk management philosophies and practices is well geared to meet the challenges of dynamic interest rate and liquidity environment.

MANAGEMENT DISCUSSION AND ANALYSIS

Company Business

Your Company primarily is into vehicle finance business, engaged in financing of retail customers for passenger cars, multi-utility vehicles, two wheelers and inventory and term funding to auto dealers. It is also engaged in loan against property, corporate loans, developer finance and other lending.

Your Company is focusing on capitalizing its distribution strength with original equipment manufacturers, Dealers, Channel partners and customers. Customer base, easy accessibility through its wide network of branches and a firm commitment to deliver superior customer service, has enabled your Company to maintain its market position.

The main streams of income for your Company are income from retail car and two wheeler loans, dealer finance income and fee based income. Your Company also receives income from corporate loans, developer funding and personal loans. The major expenses for your Company are interest expense, business sourcing expense and cost of running operations.

During the Financial Year 2022-23, your Company's retail disbursements were at ₹ 14,87,221 lakh as against ₹ 9,30,283 lakh in the previous year. During the year under review, gross advances stood at ₹ 26,74,138.24 lakh as against ₹ 23,09,264.01 lakh in the previous year.

Your Company continued to focus on cost control and credit losses, while improving its positioning in the car finance industry.

As detailed in the 'Financial Results' section above, Gross Income of your Company increased from ₹ 2,62,562.52 lakh in 2021-22 to ₹ 2,99,446.47.32 lakh in 2022-23. Profit before Tax was at ₹ 1,27,075.93 lakh in 2022-23 as compared to ₹ 1,29,905.01 lakh in 2021-22.

Segment wise performance

The Company has identified segments as Vehicle Financing, Other Lending activities and Treasury and Investments.

Vehicle Finance includes Retail and Wholesale trade finance and the segment result is Profit before tax of ₹ 1,34,021.31 lakh. Other Lending activities include financing against securities, securitization, debenture investment / lending in commercial real estate and other loan / fee based services and the segment result is Profit before tax of ₹ 15,882.89 lakh. Treasury and Investment activities include proprietary trading in shares and the segment result is Profit before tax of ₹ 3,573.14 lakh.

Industry Scenario

The passenger car market in India saw a growth of 26.73% for the Financial Year 2022-23. Total unit sales of cars and MUV's crossed 38.79 lakh units in financial year 2022-23.

The two wheeler market in India saw a growth of 17.69% for the Financial Year 2022-23. Total unit sales of two-wheeler crossed 158.48 lakh units in financial year 2022-23.

Internal Controls

The Internal Audit department regularly conducts a review to assess the financial and operating controls at various locations of your Company including Head Office functions and at branches. Reports of the audits conducted by the Internal Audit department are presented to the Audit Committee. Representatives of the statutory auditors are permanent invitees to the Audit Committee.

Human Resources

The Company is professionally managed with key management personnel having relatively long tenure with the Company. Your Company follows a policy of building strong teams of talented professionals. Your Company encourages and facilitates long term careers with your Company through carefully designated management development programs and performance management systems. The total number of on roll employees was 7,212 at end of 31st March, 2023.

Information Technology

Your Company uses "ORACLE FUSION" as its Financial system and the operating system 'CORE' which is owned and managed by Kotak Mahindra Bank Limited and is used for its retail assets division since 2003. The CORE system has the latest technology platform and also has capacity to scale based on business requirements. The modular nature of the system supports efficiency in operations coupled with strong systems and operational controls. The system is robust to cater to efficient customer service and support marketing initiatives at reasonable cost. The Company has implemented various systems during the year to enhance efficiency.

Cautionary Note

Certain statements in the 'Management Discussion and Analysis' section may be forward-looking and are stated as may be required by applicable laws and regulations. Many factors may affect the actual results,

which could be different from what the Directors envisage in terms of future performance and outlook. Your Company does not undertake to update these statements.

DIRECTORS' & KEY MANAGERIAL PERSONNEL

Change in Directors during the year

Appointment of Directors

Mr. Chandra Shekhar Rajan (00126063) was appointed as an Additional Independent Director of the Company with effect from February 14, 2023, subject to the approval of the members at the General meeting. The Nomination & Remuneration Committee at its meeting held on February 9, 2023 has recommended the appointment of Mr. Chandra Shekhar Rajan as an Independent Director to the Board and shareholders of the Company. Accordingly, the members of the Company at the Extraordinary General meeting of the Company held on March 10, 2023 approved the appointment of Mr. Chandra Shekhar Rajan as an Independent Director.

Mr. Chandra Shekhar Rajan, aged 66 years, is a successful leader with over 40 years of experience across significant government portfolios. In roles ranging from Sub-divisional Magistrate and Collector to Chief Secretary and then Whole-time Dy. Chairman of the Chief Minister's Advisory Council, Mr. Rajan has served the Government of Rajasthan in key sectors including Agriculture and Rural Development, Industry (including MSME), Infrastructure (including Roads and Energy), Financial Services, General Administration and Business Management. Mr. Rajan has served on a number of inter-disciplinary teams for review of World Bank projects, and also as a Consultant to the World Bank on a Study on Farmer Participation in Agricultural Research and Extension System. Mr. Rajan is currently serving as a Government of India appointed Non-Executive Chairman of Infrastructure Leasing & Financial Services Limited and was also its Managing Director from April 2019 to October 2022. Mr. Rajan has a postgraduate degree in History from St. Stephen's College, University of Delhi and is a retired IAS officer of the 1978 Batch.

Resignation of Directors

Mr. D. Kannan (DIN: 00498935) resigned as a Non-Executive Director of the Company effective end of working hours on March 30, 2023. Due to the resignation as a Director, Mr. Kannan ceased to be a member of the Audit Committee, Nomination & Remuneration Committee, Corporate Social Responsibility Committee, Risk Management Committee, Credit Committee of Board, Committee of Board of Directors, IT Strategy Committee and other committees. Your Directors placed on record their appreciation and deep gratitude for the immense contributions made by Mr. D Kannan, as a Non-Executive Director to the Company during his tenure.

Directors retiring by rotation during the year

Mr. Amit Mohan (DIN: 09294638), Director, retires by rotation at the Twenty Seventh Annual General Meeting and being eligible, has offered himself for re-appointment.

Re-appointment of Managing Director

The Board of Directors, based on the recommendation of the Nomination & Remuneration Committee, re-appointed Mr. Vyomesh Kapasi (DIN: 07665329) as the Managing Director of the Company for a period with effect from 9th December 2022 until 31st July 2025, subject to the approval from the shareholders at the General meeting. Accordingly, the members of the Company at the Extraordinary General meeting of the Company held on December 7, 2022 approved the re-appointment of Mr. Vyomesh Kapasi as the Managing Director.

Re-appointment of Ms. Akila Urankar, Independent Director

The Board of Directors, based on the recommendation of the Nomination & Remuneration Committee, re-appointed Ms. Akila Urankar (DIN: 00226541) as an Independent Director of the Company for a period of five years with effect from 1st April 2023 who shall hold office up to 31st March 2028, subject to the approval from the shareholders at the general meeting. Accordingly, the members of the Company at the Extraordinary General meeting of the Company held on March 10, 2023 approved the re-appointment of Ms. Akila Urankar as an Independent Director.

Change in CFO

Mr. Bharat Thakkar is considering a career opportunity with Kotak Mahindra Bank Limited, the Holding Company. He is stepping down as Chief Financial Officer of the Company with last working day being 15th August 2023. Mr. Jason Dalgado was appointed as the new Chief Financial Officer of the Company by the Board with effect from 16th August 2023 in their Board meeting held on 14th June 2023, in place of Mr. Bharat Thakkar.

Declaration from Independent Directors

The Board has received declarations from the Independent Directors as per the requirement of Section 149(7) of the Companies Act, 2013 and the Board is satisfied that the Independent Directors meet the criteria of independence as mentioned in Section 149(6) of the Companies Act, 2013.

Board Evaluation

The Nomination and Remuneration Committee of the Company's Board has formulated the criteria for performance evaluation of the Directors and the Board as a whole. The Criteria formulated broadly covers the Board role, Board/Committee membership, practice & procedure and collaboration & style.

In line with the SEBI Guidance note on Board Evaluation, a Board effectiveness assessment questionnaire was designed for the performance evaluation of the Board, its Committees, Chairman and individual directors and in accordance with the criteria set and covering various aspects of performance including structure of the board, meetings of the board, functions of the board, role and responsibilities of the board, governance and compliance, evaluation of risks, grievance redressal for investors, conflict of interest, relationship among directors, director competency, board procedures, processes, functioning and effectiveness. The said questionnaire was circulated to all the directors of the Company for the annual performance evaluation.

Based on the assessment of the responses received to the questionnaire from the directors on the annual evaluation of the Board, its Committees, Chairman and the individual Directors, a summary of the Board Evaluation was placed before the Independent Directors for consideration. Similarly, the Board at its meeting assessed the performance of the Independent Directors. The Directors were satisfied with the results of the performance evaluation of the Board & its Committees, Chairman and individual directors.

Key Managerial Personnel (KMPs)

In terms of the provisions of Section 203 of the Companies Act, 2013, Mr. Vyomesh Kapasi, Managing Director, Mr. Shahrukh Todiwala, Whole-Time Director, Mr. Bharat C Thakkar, Chief Financial Officer and Mr. Kiran Tangudu, Company Secretary, are the Key Managerial Personnel of the Company.

Appointment & Remuneration of Directors and KMPs

The Nomination and Remuneration Committee of the Board of Directors of the Company has formulated criteria for appointment of Senior Management Personnel and the Directors. Based on the criteria set it recommends to the Board the appointment of Directors and Senior Management personnel. The Committee considers the qualifications, experience fit and proper status, positive attributes as per the suitability of the role and independent status and various regulatory/statutory requirements as may be required of the candidate before such appointment.

The Board has adopted a Compensation Policy for the Whole-time Directors, Chief Executive Officer and other employees of the Company. The Policy is in line with the Compensation Policy of Kotak Mahindra Bank Limited, its holding company (the compensation policy is available on the Company's website hosted in <https://www.primeloans.kotak.com/policies.htm>), which is based on the Guidelines issued by Reserve Bank of India. The salient features of the Remuneration Policy are as follows:

- Objective is to maintain fair, consistent and equitable compensation practices in alignment with Kotak's core values and strategic business goals
- Applicable to all employees of the Company. Employees classified into 3 groups:
 - Whole-time Directors/Chief Executive Officer
 - Risk, Operations & Support Staff
 - Other categories of Staff
- Compensation structure broadly divided into Fixed, Variable and ESOPs
 - Fixed Pay – Total cost to the Company i.e. Salary, Retirals and Other Benefits
 - Variable Pay – Linked to assessment of performance and potential based on Balanced Key Result Areas (KRAs), Standards of Performance and achievement of targets with overall linkage to Bank budgets and business objectives. The main form of incentive compensation includes – Cash, Deferred Cash/Incentive Plan and Stock Appreciation Rights
 - ESOPs of Kotak Mahindra Bank Limited – Granted on a discretionary basis to employee based on their performance and potential with the objective of retaining the employee
- Compensation Composition – The ratio of Variable Pay to Fixed Pay and the ratio of Cash v/s Non Cash within Variable pay outlined for each category of employee classification
- Any variation in the Policy to be with approval of the Nomination & Remuneration Committee
- Malus and Clawback clauses applicable on Deferred Variable Pay

The Board of Directors have adopted a compensation policy for the Non-Executive Directors (NEDs) of the Company. The salient features of the Compensation Policy are as follows:

- Compensation structure broadly divided into:
 - Sitting fees
 - Re-imbursement of expenses
 - Fixed Remuneration
- Amount of sitting fees and compensation to be decided by the Board from time to time, subject to the regulatory limits

- Independent Directors are not eligible for any stock options of Kotak Mahindra Bank Limited, the Company's holding company

Remuneration to the KMPs i.e. Managing Director, Whole-Time Director, Chief Financial Officer and the Company Secretary, is as per the terms of their employment.

Number of Board Meetings

During the year, 14 meetings of the Board of Directors were held.

Disclosures pursuant to Rule 5 of Companies (Appointment and Remuneration of Managerial Personnel) Rules, 2014

1. **Ratio of the remuneration of each director to the median remuneration of the employees for the financial year:**

Name	Title	Ratio	Ratio excluding SARs
Mr. Vyomesh Kapasi	Managing Director	68.92x	65.19x
Mr. Shahrukh Todiwala	Whole-Time Director	51.71x	48.04x

2. **Percentage increase in remuneration of each director, Chief Financial Officer, Chief Executive Officer, Company Secretary or Manager, if any, in the financial year:**

Director/KMP	Title	% increase / (decrease) in remuneration	% increase / (decrease) in remuneration excluding SARs
Mr. Vyomesh Kapasi	Managing Director	4.03%	29.64%
Mr. Shahrukh Todiwala	Whole-Time Director	(3.48%)	25.36%
Mr. Bharat Thakkar	Chief Financial Officer	(0.76%)	15.87%
Mr. Kiran Tangudu	Company Secretary	17.95%	17.95%

3. **Percentage increase / (decrease) in the median remuneration of employees in the financial year:**

16.07% considering employees who were in employment for the whole of FY 2022-23 and FY 2021-22.

4. **Number of permanent employees on the rolls of Company at the end of the year: 7,212**
5. **Average percentile increase / (decrease) already made in the salaries of employees other than the managerial personnel in the last financial year and its comparison with the percentile increase / (decrease) in the managerial remuneration and justification thereof and point out if there are any exceptional circumstances for increase in the managerial remuneration:**

For employees other than managerial personnel who were in employment of FY 2022-23 and FY 2021-22 the average increase (decrease) is 18.07% and 18.52% excluding SARs.

Average increase / (decrease) for Managerial Personnel is 1.29% and 24.2% excluding SARs.

6. **Affirmation that the remuneration is as per the remuneration policy of the Company:**

The Company is in compliance with its Compensation Policy.

Notes:

- 1) The Independent Directors of the Company receive remuneration in the form of sitting fees for attending the Board/Committee meetings and in the form of a fixed remuneration.
- 2) Remuneration includes Fixed pay + Variable paid during the year + perquisite value as calculated under the Income Tax Act, 1961. However, it does not include value of Stock Options.
- 3) Stock Appreciation Rights (SARs) are awarded as variable pay. These are settled in cash and are linked to the average market price/closing market price of the stock of Kotak Mahindra Bank Limited on specified value dates. Cash paid out during the year is included for the purposes of remuneration.

COMMITTEES

(a) AUDIT COMMITTEE

The Audit Committee was re-constituted during the year and presently consists of Mr. Ravi Venkatraman (Chairman), Ms. Akila Urankar, Mr. Chandrashekhar Sathe and Mr. Amit Mohan. The quorum comprises of any three members.

During the financial year ended 31st March, 2023, 16 meetings of the Committee were held.

The First Tier Audit Committee presently comprises of Mr. Vyomesh Kapasi, Mr. Bharat Thakkar and Mr. Jason Dalgado. The quorum comprises of any two members. The Committee screens the matters entrusted to the Audit Committee and also the routine matters such as overseeing the programme of inspections and compliance of inspection reports.

(b) NOMINATION & REMUNERATION COMMITTEE

The Nomination & Remuneration Committee was re-constituted during the year and presently comprises of Mr. Chandrasekhar Sathe (Chairman), Ms. Akila Urankar, Mr. Ravi Venkatraman and Mr. Uday Kotak. The quorum comprises of any three members.

During the financial year ended 31st March, 2023, five meetings of the Committee were held.

(c) COMMITTEE OF THE BOARD OF DIRECTORS

The Committee of the Board of Directors was re-constituted during the year and presently consists of Mr. Vyomesh Kapasi, Mr. Shahrukh Todiwala and Mr. Amit Mohan. The quorum comprises of three members. The Committee looks into the routine transactions of Company which inter alia include authorizing opening, operation and closure of bank accounts and demat accounts of the Company, authorizing officials of the Company to execute various documents, agreements, issuing power of attorney for representing the Company in various Courts of Law and before various Statutory Authorities and borrowing of money within the delegated limit.

During the financial year ended 31st March, 2023, one meeting of the Committee was held.

(d) RISK MANAGEMENT COMMITTEE

The Risk Management Committee of Board (Tier II level) was re-constituted during the year and presently consists of Mr. Chandrasekhar Sathe (Chairman), Ms. Akila Urankar, Mr. Ravi Venkatraman and Mr. Vyomesh Kapasi. The quorum comprises of any three members. It reviews the adequacy of the risk management process and up-gradation thereof.

During the financial year ended 31st March, 2023, four meetings of the Tier II level Committee were held.

(e) CORPORATE SOCIAL RESPONSIBILITY COMMITTEE

The Corporate Social Responsibility Committee presently consists of Ms. Akila Urankar (Chairperson), Mr. Vyomesh Kapasi, Mr. Ravi Venkatraman and Mr. Chandra Shekhar Rajan, with any three members forming the quorum.

During the financial year ended 31st March, 2023, four meetings of the CSR Committee were held.

(f) CREDIT COMMITTEE

- A.** The Credit Committee (Board) (CCB) was re-constituted during the year and presently consists of Mr. Ravi Venkatraman (Chairman), Mr. Vyomesh Kapasi and Mr. Amit Mohan, with any three members forming the quorum. The Committee scrutinizes and approves credit proposals above such limit as specified in the Approval Authorities from time to time.

During the financial year ended 31st March, 2023, sixteen meetings of the Committee were held.

- B.** The Credit Committee (CC-I) was re-constituted during the year and presently consists of Mr. Vyomesh Kapasi, Mr. Shahrukh Todiwala and Mr. Jason Dalgado, with any two members forming

the quorum. The Committee critically analyse the financials of the various loan proposals placed before it for their approval.

During the financial year ended 31st March 2023, nineteen meetings of the Committee were held.

(g) STAKEHOLDERS RELATIONSHIP COMMITTEE

The Stakeholders Relationship Committee was constituted towards the end of the year and presently consists of Mr. Chandrashekhar Sathe (Chairman), Mr. Vyomesh Kapasi, Ms. Akila Urankar and Mr. Shahrukh Todiwala. The quorum comprises of any three members. The Committee specifically looks into various aspects of interest of shareholders, debenture holders and other security holders.

During the financial year ended 31st March, 2023, no meeting of the Committee was held.

(h) IT STRATEGY COMMITTEE

IT Strategy Committee was re-constituted during the year and presently consists of Mr. Chandrashekhar Sathe (Chairman), Mr. Vyomesh Kapasi, Ms. Akila Urankar and Mr. Ravi Rao. The quorum comprises of any three members. The Committee reviews the IT strategy of the Company and other matters related to IT governance.

During the financial year ended 31st March, 2023, two meetings of the Committee were held.

REPORT ON CORPORATE GOVERNANCE

The report on Corporate Governance for FY 2022-23 containing certain disclosures, is annexed to this Report as Annexure III

AUDITORS

In terms of Section 139 of the Companies Act, 2013 and also in terms of the circular dated April 27, 2021 issued by the Reserve Bank of India (RBI), the Company's Joint Statutory Auditors M M Nissim & Co LLP (Firm Registration No: 107122W/W100672) and Mukund M. Chitale & Co. (Firm Registration No: 106655W) were appointed as Joint statutory auditors of the Company by the shareholders at the Annual General Meeting which was held on 10th August 2021 from the conclusion of the Twenty Fifth Annual General Meeting until the conclusion of the Twenty Eighth Annual General Meeting.

INTERNAL FINANCIAL CONTROLS

The Board of Directors confirms that your Company has laid down set of standards, processes and structure which enables to implement Internal Financial controls across the organization with reference to Financial Statements and that such controls are adequate and are operating effectively. During the year under review, no material or serious observation has been observed for inefficiency or inadequacy of such controls.

COST RECORDS AND COST AUDIT

Maintenance of cost records and requirement of cost audit as prescribed under the provisions of sub-section (1) of section 148 of the Companies Act, 2013, are not applicable for the business activities carried out by the Company.

RELATED PARTY TRANSACTIONS

All Related Party Transactions that were entered into during the financial year were on arm's length basis and were in the ordinary course of business.

Pursuant to Section 134(3)(h) read with Rule 8(2) of the Companies (Accounts) Rules, 2014, there are no transactions to be reported under Section 188(1) of the Companies Act, 2013, in form AOC-2.

All Related Party Transactions are placed before the Audit Committee for its review and approval on a quarterly basis. An omnibus approval of the Audit Committee is obtained for the Related Party Transactions which are repetitive in nature.

All Related Party Transactions as required under Indian Accounting Standard Ind AS 24 are reported in Notes to Accounts under Note no.39 of the financial statements of your Company.

The Company's Policy on dealing with Related Party Transactions is available on the Company's website www.primeloans.kotak.com.

PARTICULARS OF LOANS, GUARANTEES OR INVESTMENTS

Pursuant to Section 186 of the Companies Act, 2013 read with Rule 11 of Companies (Meetings of Board and its Powers) Rules, 2014, the Company being a Non-Banking Financial Company registered with Reserve Bank of India, nothing contained in section 186 is applicable, except subsection(1) of that section.

WHISTLE BLOWER POLICY & VIGIL MECHANISM

Your Company has also put in place the Whistle Blower Policy to raise concerns internally and to disclose information, which the individual believes shows malpractice, serious irregularities, fraud, unethical business conduct, abuse or wrongdoing or violation of any Indian law.

The Whistle Blower Policy is also put up on the Company's website www.primeloans.kotak.com.

CORPORATE SOCIAL RESPONSIBILITY

In accordance with the provisions of Section 135 of the Companies Act, 2013 ("the Act") read with the Companies (Corporate Social Responsibility Policy) Rules, 2014, as amended from time to time, Kotak Mahindra Prime Limited ("Company") has constituted a Board Corporate Social Responsibility (CSR) Committee. The CSR Committee was re-constituted during the year and presently consists of the following:

- 1) Ms. Akila Urankar

- 2) Mr. Vyomesh Kapasi
- 3) Mr. Ravi Venkataraman
- 4) Mr. Chandra Shekhar Rajan

Your Company has undertaken socially impactful CSR Projects for welfare and sustainable development of population at large, in accordance with the guidelines and robust mechanism led out in the CSR Policy. Your Company has collaborated with implementing agencies across to implement projects in the CSR focus areas defined under its CSR Policy viz. Education & Livelihood and Healthcare.

Your Company's CSR Policy is available on the Company's website: <https://www.primeloans.kotak.com/policies.htm>

Your Company's CSR Projects and CSR Project Expenditure for FY 2022-23 are compliant with the CSR mandate as specified under section 134, section 135 read with Schedule VII of the Companies Act, along with the Companies (Corporate Social Responsibility Policy) Rules, 2014, as amended from time to time and in line with Government of India's notifications issued from time-to-time.

The 2% of Average net profit of the Company for FY 2022-23 as per Section 135 of the Act and the Companies (Corporate Social Responsibility Policy) Rules 2014, as amended from time to time is ₹ 18.50 crore. After setting-off ₹ 0.002 crore from the excess CSR spent of the previous FY 2021-22, the total CSR obligation of the Company for FY 2022-23 is ₹ 18.49 crore.

For the period April 1, 2022 to March 31, 2023 the Company's spend on CSR Project Expenditure is ₹ 12.46 crore, amount spent in CSR Administrative Overheads is ₹ 0.33 crore of FY 2022-23 and the amount spent on Impact assessment is ₹ 0.11 crore. In addition, an amount of ₹ 6.02 crore which is on account of the unutilised CSR Project Expenditure of ongoing CSR Projects of FY 2022-23 has been transferred to the Kotak Mahindra Prime Limited Unspent CSR Account FY 2022-23 in April 2023. Your Company is committed to utilise the unutilised CSR Project Expenditure of ongoing CSR Projects Expenditure FY 2022-23 of ₹ 6.02 crore within the stipulated three years i.e. from April 1, 2023 to March 31, 2026.

Together with the CSR Project Spend, Impact assessment and administrative expenditure and Unspent CSR amount, the total CSR Expenditure for FY2022-23 is ₹ 18.93 crore which is an excess of ₹ 0.43 crore over the total CSR obligation for FY2022-23. The excess CSR spend of ₹ 0.43 crore for FY 2022-23 is being carried forward to succeeding financial years and would be available for set-off in those financial years. The details are more particularly described in section on Annual Report on CSR activities for FY 2022-23.

Your Company also maintains the following Unspent CSR Bank accounts pertaining to funds earmarked for its Ongoing CSR Projects for the previous financial years :-

(₹ Crore)

Name of the Unspent account	Ongoing CSR Projects to which Unspent account relates	Amount transferred to Unspent account in respective financial years	Amount disbursed from unspent accounts till date	Balance as on 31 st March, 2023
Kotak Mahindra Prime Limited Unspent CSR account FY 2020-21	FY 2020-21	5.19	4.10	1.09
Kotak Mahindra Prime Limited	FY 2021-22	6.15	4.01	2.14

Unspent account 2021-22	CSR FY				
-------------------------------	-----------	--	--	--	--

Your Company is committed the amount available in Unspent accounts towards completion of Board approved Ongoing CSR Projects within the stipulated time limit specified under the Act. The details of the same are more particularly described in the section on Annual Report on CSR activities for FY 2022-23 annexed to this Report.

A brief outline of the CSR Policy, the composition of the CSR Committee, CSR Project Spends during the year under review, has been provided in detail in the Annual Report on CSR activities annexed to this report.

RISK MANAGEMENT POLICY

Your Company manages risk, based on Risk Management framework, governance structure and policies which lays down guidelines in identifying, assessing and managing risks.

Further, to facilitate better enterprise wide risk management, a Risk management committee (RMC) has been constituted. The RMC meetings are conducted on quarterly basis and is responsible for review of risk management practices covering credit risk, operations risk, liquidity risk, market risk and other risks including capital adequacy with a view to align the same to the risk strategy & risk appetite of the Company.

Your Company has qualified Credit officer's at all major locations who appraise and approve retail finance proposals (car, two-wheeler and LAP) that are generated at branches and representative offices. Credit officers have pre-approved approval authorities for each location, beyond which the proposal is forwarded to higher authority and to senior management for necessary approval. With a view to provide superior customer decision experience to preferred set of customer profiles, certain pre-approved credit approval programs are also implemented by specialized central credit teams.

Your Company uses various tools like field investigations, credit score card, CIBIL score, asset tenure matrix to ensure high quality portfolio. All Retail proposals are scanned by Risk Containment Unit to verify the authenticity of the documents and customers.

Your Company's Dealer finance & Other business division's credit management are centralized and follow robust risk management policies for their evaluation. These credit proposals are approved at Senior levels as per Board approved authorities including credit committees, due to the nature and complexities of facilities offered. The Company follows stringent monitoring mechanism for the disbursed facilities which results in early detection of potential stress accounts and thus ensuring early action for resolution of such accounts.

Your Company manages and controls credit risk by setting limits and monitors the concentration of risk and also monitors the market value of the collaterals available on regular basis.

Your Company maintains stringent policies and procedures to ensure controls over various functions of Head office & Branches. There are periodic independent reviews and monitoring of operating controls as defined in the Company's operating manual.

SECRETARIAL AUDITOR

Pursuant to Section 204 of the Companies Act, 2013, your Company has appointed M/s. Parikh & Associates, Company Secretaries, a firm of Practising Company Secretaries, as its Secretarial Auditor. The Secretarial Audit Report for the financial year ended 31st March, 2023 is annexed to this Report.

SECRETARIAL STANDARDS

Your Company is in compliance with the applicable Secretarial Standards issued by the Institute of Company Secretaries of India and approved by the Central Government under Section 118(10) of the Companies Act, 2013 for the FY 2022-23.

ANNUAL RETURN

Pursuant to section 134(3)(a) and section 92(3) of the Companies Act, 2013 read with rule 12(1) of the Companies (Management and Administration) rules, 2014, the annual return of the Company as on 31st March, 2022 is placed on the Company's website viz. Url: <https://www.primeloans.kotak.com/policies.htm>.

EMPLOYEES

The employee strength of your Company was 7,212 as of 31st March 2023.

Six employees employed throughout the year and Nil employees employed for part of the year were in receipt of remuneration of ₹ 102 lakh or more per annum.

As required by the Sexual Harassment of Women at Workplace (Prevention, Prohibition & Redressal) Act, 2013, the Company has formulated a Policy on Sexual Harassment of Women at Workplace (Prevention, Prohibition & Redressal). Following is a summary of sexual harassment complaints received and disposed off during the year 2022-23:

- No. of complaints received: Nil
- No. of complaints disposed off: Nil

Your Company has complied with provisions relating to the constitution of Internal Complaints Committee under the Sexual Harassment of Women at Workplace (Prevention, Prohibition and Redressal) Act, 2013.

In accordance with the provisions of Rule 5 of the Companies (Appointment and Remuneration of Managerial Personnel) Rules, 2014, the names and other particulars of employees are set out in the annexure to the Directors' Report. In terms of the Proviso to Section 136(1) of the Companies Act, 2013, the Directors' Report is being sent excluding the aforesaid annexure. The annexure is available for inspection at the Registered Office of your Company during the business hours on working days.

DEPOSITS

The Company did not accept any deposits from the public during the year. Also, there are no deposits due and outstanding as on 31st March 2023.

CONSERVATION OF ENERGY, TECHNOLOGY ABSORPTION, FOREIGN EXCHANGE EARNINGS AND OUTGO

The provisions pertaining to the Conservation of Energy and Technology Absorption are not applicable to your Company.

During the year, the Company had foreign exchange inflow of ₹ Nil (Previous Year: ₹ Nil) while the outgo of foreign exchange was ₹ 192.42 lakh (Previous Year: ₹ 16.34 lakh).

DETAILS OF APPLICATION MADE OR PROCEEDING PENDING UNDER INSOLVENCY AND BANKRUPTCY CODE, 2016:

There were no applications made or any proceedings pending in the name of the company under the Insolvency and Bankruptcy Code, 2016 during the year in respect of your Company.

DETAILS OF DIFFERENCE BETWEEN VALUATION AMOUNT OF ONE TIME SETTLEMENT AND VALUATION WHILE AVAILING LOAN FROM BANKS AND FINANCIAL INSTITUTIONS

During the year under review, there has been no one-time settlement of loans taken from Banks and Financial Institutions.

DIRECTORS' RESPONSIBILITY STATEMENT

The Directors, based on the representations received from the management, confirm in pursuance of Section 134(5) of the Companies Act, 2013 that:

- i) the Company has, in the preparation of the annual accounts, followed the applicable accounting standards along with proper explanations relating to material departures, if any;
- ii) the Directors have selected such accounting policies and applied them consistently and made judgments and estimates that are reasonable and prudent so as to give a true and fair view of the state of affairs of the Company as at 31st March 2023 and of the profit of the Company for the financial year ended 31st March 2023;
- iii) the Directors have taken proper and sufficient care for the maintenance of adequate accounting records in accordance with the provisions of the Act for safeguarding the assets of the Company and for preventing and detecting fraud and other irregularities;
- iv) the Directors have prepared the annual accounts on a going concern basis;
- v) the Directors have laid down internal financial controls to be followed by the Company and that such internal financial controls are adequate and were operating effectively;
- vi) The Directors have devised proper systems to ensure compliance with the provisions of all applicable laws and that such systems are adequate and operating effectively.

ANNEXURES

Following statements/documents/reports are set out as Annexures to the Directors' Report:

- I. Secretarial Audit Report pursuant to Section 204 of the Companies Act, 2013 (Annexure I)
- II. Annual Report on CSR Activities for the Financial year 2022-23 (Annexure II)
- III. Report on Corporate Governance for the Financial year 2022-23 (Annexure III)
- IV. Code of Conduct declaration (Annexure IV)

ACKNOWLEDGEMENTS

Your Directors would like to place on record their gratitude for the valuable guidance and support received from the Government and Regulatory agencies. The Directors thank the shareholders, dealers and their staff for the strong support that they have continued to extend to your Company. The Board also takes this opportunity to place on record its appreciation of the outstanding performance and dedication of your Company's employees at all levels, without whose commitment, the achievement of results as indicated above could not have been possible. The Board also acknowledges the faith reposed in the Company by the Company's lending institutions.

For and on behalf of the Board of Directors

**Uday Kotak
Chairman**

Place: Bengaluru
Date: June 14, 2023

FORM No. MR-3

**SECRETARIAL AUDIT REPORT
FOR THE FINANCIAL YEAR ENDED MARCH 31, 2023**

(Pursuant to Section 204(1) of the Companies Act, 2013 and Rule No. 9 of the Companies (Appointment and Remuneration of Managerial Personnel) Rules, 2014)

To,
The Members,
Kotak Mahindra Prime Limited

We have conducted the Secretarial Audit of the compliance of applicable statutory provisions and the adherence to good corporate practices by Kotak Mahindra Prime Limited (hereinafter called the "Company"). Secretarial Audit was conducted in a manner that provided us a reasonable basis for evaluating the corporate conducts/statutory compliances and expressing our opinion thereon.

Based on our verification of the Company's books, papers, minute books, forms and returns filed and other records maintained by the Company, to the extent the information provided by the Company, its officers, agents and authorised representatives during the conduct of Secretarial Audit, the explanations and clarifications given to us and the representations made by the Management and considering the relaxations granted by the Ministry of Corporate Affairs and Securities and Exchange Board of India warranted due to the spread of the COVID-19 pandemic, we hereby report that in our opinion, the Company has, during the audit period covering the financial year ended on March 31, 2023 generally complied with the statutory provisions listed hereunder and also that the Company has proper Board processes and compliance mechanism in place to the extent, in the manner and subject to the reporting made hereinafter:

We have examined the books, papers, minute books, forms and returns filed and other records made available to us and maintained by the Company for the financial year ended on March 31, 2023 according to the provisions of:

- (i) The Companies Act, 2013 (the "Act") and the rules made thereunder;
- (ii) The Securities Contract (Regulation) Act, 1956 ("SCRA") and the rules made thereunder;
- (iii) The Depositories Act, 1996 and the Regulations and Bye-laws framed thereunder;
- (iv) Foreign Exchange Management Act, 1999 and the rules and regulations made thereunder to the extent of Foreign Direct Investment, Overseas Direct Investment and External Commercial Borrowings;

- (v) The following Regulations and Guidelines prescribed under the Securities and Exchange Board of India Act, 1992 ("SEBI Act"), as amended from time to time:
- (a) The Securities and Exchange Board of India (Substantial Acquisition of Shares and Takeovers) Regulations, 2011;
 - (b) The Securities and Exchange Board of India (Prohibition of Insider Trading) Regulations, 2015;
 - (c) The Securities and Exchange Board of India (Issue of Capital and Disclosure Requirements) Regulations, 2018 (Not applicable to the Company during the audit period);
 - (d) The Securities and Exchange Board of India (Share Based Employee Benefits and Sweat Equity) Regulations, 2021; (Not applicable to the Company during the audit period)
 - (e) The Securities and Exchange Board of India (Issue and Listing of Non-Convertible Securities) Regulations, 2021;
 - (f) The Securities and Exchange Board of India (Registrars to an Issue and Share Transfer Agents) Regulations, 1993 regarding the Companies Act, 2013 and dealing with client (Not applicable to the Company during the audit period);
 - (g) The Securities and Exchange Board of India (Delisting of Equity Shares) Regulations, 2021 (Not applicable to the Company during the audit period) and
 - (h) The Securities and Exchange Board of India (Buyback of Securities) Regulations, 2018; (Not applicable to the Company during the audit period).
- (vi) Other laws applicable specifically to the Company are:
- I. Reserve Bank of India Act, 1934 and its circulars, Master Circulars, notifications and its Directions as prescribed for NBFCs;
 - II. Non-Banking Financial Company - Systemically Important Non-Deposit taking Company and Deposit taking Company (Reserve Bank) Directions, 2016;
 - III. Prevention of Money Laundering Act, 2002 and the rules made thereunder;
 - IV. IRDAI (Registration of Corporate Agents) Regulations, 2015

We have also examined compliance with the applicable clauses of the following:

Secretarial Standards issued by The Institute of Company Secretaries of India with respect to Board and General Meetings.

The Listing Agreements entered into by the Company with the BSE Limited with respect to Non-Convertible Debentures issued by the Company on a private placement basis read with the SEBI (Listing Obligations and Disclosure Requirements) Regulations, 2015 ("SEBI LODR, 2015").

During the period under review, the Company has generally complied with the provisions of the Act, Rules, Regulations, Guidelines, standards etc. mentioned above.

We report that the Company has spent an amount of ₹ 12.47 crores against the amount of ₹ 18.49 crores to be spent during the year towards Corporate Social Responsibility and has transferred the balance amount of ₹ 6.02 crores to the Unspent CSR Account, in accordance with the Companies (Corporate Social Responsibility Policy) Amendment Rules, 2021.

We further report that:

The Board of Directors of the Company is constituted with balance of Executive Directors, Non-Executive Directors and Independent Directors as per Companies Act, 2013. The changes in the composition of the Board of Directors that took place during the period under review were carried out in compliance with the provisions of the Act.

We report that as regards the compliance of Regulations 15 to 27 of SEBI LODR, 2015 made applicable to the Company effective September 7, 2021 on a comply or explain basis until March 31, 2023, the Company has been providing the necessary explanation in the quarterly compliance report on Corporate Governance submitted to the Stock Exchange under Regulation 27(2)(a) of SEBI LODR, 2015.

Adequate notice was given to all Directors to schedule the Board Meetings, Agenda and detailed notes on Agenda were sent at least seven days in advance for Meetings other than those held at shorter notice, and a system exists for seeking and obtaining further information and clarifications on the agenda items before the meeting and for meaningful participation at the meeting.

Decisions at the Board Meetings were taken unanimously.

We further report that there are adequate systems and processes in the Company commensurate with the size and operations of the Company to monitor and ensure compliance with applicable laws, rules, regulations and guidelines.

We further report that during the audit period the Company had following events which had bearing on the Company's affairs in pursuance of the above referred laws, rules, regulations, guidelines, standards etc:

- a) During the financial year ended March 31, 2023, the company issued and allotted 3,750 (Three Thousand Seven Hundred fifty only) Secured Redeemable Non- Convertible Deep Discount Debentures of ₹ 10 lakh (Rupees Ten lakh only) each in various tranches on private placement where were duly listed on BSE Limited.
- b) During the financial year ended March 31, 2023, the company issued and allotted 600 (Six Hundred only) Secured Redeemable Non-Convertible Nifty Linked Debentures of ₹ 10 lakh (Rupees Ten lakh only) each in various tranches on private placement where were duly listed on BSE Limited.
- c) During the financial year ended March 31, 2023, the company issued and allotted 39,160 (Thirty Nine Thousand One Hundred Sixty only) Secured Redeemable Non- Convertible Debentures (Including Zero Coupon Debentures- Redemption at Premium) of ₹ 10 lakh (Rupees Ten lakh only) and 2,08,500 (Two Lakhs Eight Thousand Five Hundred only) Secured Redeemable Non- Convertible Debentures of ₹ 1 lakh (Rupees One lakh only) each in various tranches on private placement where were duly listed on BSE Limited.
- d) During the financial year ended March 31, 2023, the company has redeemed various series of Debentures in the nature of Non-convertible debentures, Zero Coupon Bonds and Nifty Linked Debentures, aggregating to 35,189 (Thirty Five Thousand One Hundred Eighty Nine Only) of ₹ 10 lakh (Rupees Ten lakh only) each during the year and has complied with the applicable laws.
- e) During the financial year ended March 31, 2023, the company issued and allotted 1,74,800 (One Lakh Seventy Four Thousand Eight Hundred only) Commercial Papers of ₹ 5 lakh (Rupees Five Lakh only) each in various tranches.
- f) During the financial year ended March 31, 2023, the company has redeemed 1,98,700 (One lakh Ninety-Eight Thousand Seven Hundred only) Commercial Papers in various tranches during the year and has complied with the applicable laws.

For **Parikh & Associates**
Company Secretaries

Place: Mumbai
Date: June 14, 2023

Signature:
Mitesh Dhaliwala
Partner
FCS No: 8331 CP No: 9511
PR No.: 1129/2021

UDIN: Due to technical issues on the ICSI UDIN Portal, the UDIN could not be generated.

This Report is to be read with our letter of even date which is annexed as Annexure I and forms an integral part of this Report.

'Annexure I'

To,
The Members
Kotak Mahindra Prime Limited

Our Report of even date is to be read along with this letter.

1. Maintenance of Secretarial record is the responsibility of the Management of the Company. Our responsibility is to express an opinion on these Secretarial records based on our audit.
2. We have followed the audit practices and process as were appropriate to obtain reasonable assurance about the correctness of the contents of the Secretarial records. The verification was done on test basis to ensure that correct facts are reflected in Secretarial records. We believe that the process and practices, we followed provide a reasonable basis for our opinion.
3. We have not verified the correctness and appropriateness of financial records and Books of Accounts of the Company.
4. Wherever required, we have obtained the Management Representation about the compliance of laws, rules and regulations and happening of events etc.
5. The compliance of the provisions of Corporate and other applicable laws, rules, regulations, standards is the responsibility of Management. Our examination was limited to the verification of procedure on test basis.
6. The Secretarial Audit report is neither an assurance as to the future viability of the Company nor of the efficacy or effectiveness with which the Management has conducted the affairs of the Company.

For **Parikh & Associates**
Company Secretaries

Place: Mumbai
Date: June 14, 2023

Signature:
Mitesh Dhabliwala
Partner
FCS No: 8331 CP No: 9511
PR No.: 1129/2021

UDIN: Due to technical issues on the ICSI UDIN Portal, the UDIN could not be generated.

ANNUAL REPORT ON CSR ACTIVITIES OF KOTAK MAHINDRA PRIME LIMITED FOR THE FINANCIAL YEAR 2022-23

1. Brief outline on CSR Policy of the Company.

Kotak Mahindra Prime Ltd. (Kotak Prime) recognises its responsibility to bring about a positive change in the lives of the communities through its business operations and Corporate Social Responsibility (“CSR”) initiatives.

Kotak Prime aspires to be a trusted partner and contributes significantly towards the economic, environmental and social growth of the nation. It is also committed to contribute towards United Nation’s (UN) Sustainable Development Goals (SDGs). Kotak Prime’s CSR policy sets out its vision, mission, governance, and CSR focus areas to fulfill its inclusive growth agenda in India.

While ensuring that its CSR Policy, projects and programmes are compliant with the CSR mandate as specified under section 134, section 135 read with schedule VII of the Companies Act, 2013 along with the Companies (Corporate Social Responsibility Policy) Rules, 2014 as amended from time to time and in line with the Government of India’s notifications issued from time-to-time, Kotak Prime also endeavours to align its CSR projects and programmes with government initiated social development programmes and interventions and last but not the least, United Nation’s Sustainable Development Goals (SDGs).

2. Composition of CSR & ESG Committee:

Sl. No.	Name of Director	Designation Nature of Directorship	Number of meetings of CSR Committee held during the year	Number of meetings of CSR Committee attended during the year
1	Ms. Akila Urankar	Independent Director, Chairperson of the Committee	4	4
2	Mr. Vyomesh Kapasi	Managing Director	4	4
3	Mr. D. Kannan**	Non- Executive Director	4	4

4	Mr. Ravi Venkataraman*	Independent Director	3	3
5	Mr. Chandra Shekhar Rajan***	Independent Director	-	-

*Inducted as a member of the Committee w.e.f October 20, 2022

** Resigned as a Director with effect from 31st March 2023

*** Inducted as a member of the Committee w.e.f March 31, 2023

3. Web-link where Composition of CSR Committee, CSR Policy and CSR projects approved by the Board are disclosed on the website of the company.
<https://www.primeloans.kotak.com/policies>
4. Provide the executive summary along with web-link(s) of Impact Assessment of CSR Projects carried out in pursuance of sub-rule (3) of rule 8, if applicable.:

The Impact assessment for the following Corporate Social Responsibility Projects undertaken by the Company in FY 2020-21 and which were eligible for impact assessment was conducted in FY 2022-23. The executive summary of the impact assessment reports pertaining to the CSR Projects for which Impact assessment was conducted and completed is given below in the table. The entire set of Impact assessment reports are uploaded on KMPL's website at the following link
<https://www.primeloans.kotak.com/policies.htm>

S. No	Implementing organisation	CSR Project Unique ID	Executive Summary of the Impact Assessment reports
1	Wockhardt Foundation	03	KMPL's healthcare project implemented by Wockhardt foundation in FY2020-21, supported 12 Mobile Medical Vans (MMVs) operating in the urban slums of Ahmedabad and Jalandhar. Based on the impact assessment study conducted by Sattva Consulting between Aug-Nov'22, 86% respondents shared that the MMV was available to them once a week. 84% of those who availed the service reported a reduction in their average monthly healthcare expenditure and 95% were satisfied with the overall facilities provided by the MMV.
2	Pratham Education Foundation	11	KMPL's education and livelihood project implemented by Pratham Education Foundation in FY2020-21, undertook a vocational training project in the Automobile two wheeler and four wheeler, reaching 1,958 beneficiaries across 2 states- Maharashtra and Andhra Pradesh. Based on the impact assessment study conducted by Samhita Social Ventures between Sep-

			Dec'22, indicates that 53% of respondents who completed the course were given a placement offer with 33% of those offered accepting placements in spite of lockdown restrictions and other COVID related anxieties. The study indicates that the project has positively impacted students in terms of their self-confidence, respect received at the workplace and say in family finances
3	Kotak Education Foundation (Nirman)	50	KMPL's Education and Livelihood project implemented by Kotak Education Foundation in FY 2020-21 supported infrastructure development in 5(five) KEF partner schools to ensure quality and safe learning environment and retention of children. These infrastructure improvements led to the creation of safe and comfortable classrooms that protected schools from weather conditions such as rain and heat and were child-friendly and engaging. The schools with these improvements have seen increased safety, brighter and more engaging classrooms, improved thermal insulation to prevent health concerns due to leakage and dampness, and better ventilation and lighting to ensure the physical and mental wellbeing of the children using these spaces
4	Muktangan Education Trust	17	KMPL's Education and livelihood project implemented by Muktangan Education Trust in FY2020-21, supported the education of students enrolled at Dr Babasaheb Ambedkar, Mumbai Public School at Worli, Mumbai. Based on the impact assessment study conducted by Soulace between Oct'22-Feb'23, even during the pandemic a majority of students (61.5%) attended their classroom sessions regularly and more than 85% were able to follow the teachers instructions. A significant proportion of teachers (80%) had smartphones that enabled them to conduct classroom sessions uninterrupted. During the pandemic, parents were actively involved in their child's studies by either attending classes in person or observing them from home. Teachers provided support to parents and were available for clarifications whenever needed, which was greatly appreciated.

5. (a) Average net profit of the company as per as per sub-section (5) of section 135. - **Rs. 924.83 crore**
- (b) Two percent of average net profit of the company as per sub-section (5) of section 135- **Rs. 18.50 crore**
- (c) Surplus arising out of the CSR projects, programmes, or activities of the previous financial years. – **Not Applicable**
- (d) Amount required to be set off for the financial year, if any – **Rs. 0.002 crore**

(e) Total CSR obligation for the financial year [(b) + (c) – (d)] - . **Rs. 18.49 crore**

6. (a) Amount spent on CSR Projects (both Ongoing Project and other than Ongoing Project) – **Rs.12.46 crore**

(b) Amount spent in Administrative Overheads. – **Rs. 0.33 crore**

(c) Amount spent on Impact Assessment, if applicable.- **Rs.0.11 crore**

(d) Total amount spent for the Financial Year [(a)+(b)+(c)]. – **Rs. 12.90 crore**

(e) CSR amount spent or unspent for the financial year:

Total Amount Spent for the Financial Year. (Rs. crore)	Amount Unspent (Rs. crore.)				
	Total Amount transferred to Unspent CSR Account as per Section 135(6) of the Act.		Amount transferred to any fund specified under Schedule VII as per second proviso to Section 135(5) of the Act.		
	Amount.	Date of transfer.	Name of the Fund	Amount.	Date of transfer.
12.90*	6.02	April 27, 2023	N.A	N.A	N.A

* includes administrative overhead cost of Rs. 0.33 crore and impact assessment expenditure of Rs.0. 11 crore

(f) Excess amount of set-off, if any

Sl. No.	Particular	Amount (Rs. crore.)
(i)	Two percent of average net profit of the company as per section 135(5) of the Act	18.50
(ii)	Total amount spent for the Financial Year	18.93*
(iii)	Excess amount spent for the financial year [(ii)-(i)]	0.43
(iv)	Surplus arising out of the CSR projects or programmes or activities of the previous financial years, if any	Nil
(v)	Amount available for set off in succeeding financial years [(iii)-(iv)]	0.43**

*Includes unspent amount transferred to unspent CSR account , administrative overheads and impact assessment cost

** Including set off amount of previous financial years Rs. 0.002 crore, the overall surplus available for set off is Rs.0.43 crore

7.) Details of Unspent Corporate Social Responsibility amount for the preceding three financial years

Sl. No.	Preceding Financial Year.	Amount transferred to Unspent CSR Account under sub-section (6) of section 135 (in Rs. crore)	Balance Amount in Unspent CSR Account under sub-section (6) of section 135 (in Rs. crore)	Amount spent in the reporting Financial Year (in Rs. crore).	Amount transferred to any fund specified under Schedule VII as per section 135(6), if any.			Amount remaining to be spent in succeeding financial years. (in Rs. crore) *
					Name of the Fund	Amount (in Rs).	Date of transfer.	
1.	2020-21	5.19	1.09	2.32	Nil	Nil	Nil	1.09
2	2021-22	6.15	N.A	4.01	Nil	Nil	Nil	2.14

8. Whether any capital assets have been created or acquired through Corporate Social Responsibility amount spent in the Financial Year:

Yes ☐ No ☐

5*

If Yes, enter the number of capital assets created / acquired

Furnish the details relating to such asset(s) so created or acquired through Corporate Social Responsibility amount spent in the Financial Year:

A. Capital assets created or acquired through Corporate Social Responsibility Projects of FY 2022-23 :

S. No	Short particulars of the property or asset(s) [including complete address and location of the property]	Pincode of the property or asset(s)	Date of creation	Amount of CSR amount spent (Rs. crore)	Details of entity/ Authority/ beneficiary of the registered owner		
1	2	3	4	5	6		
					CSR Registration Number, if applicable	Name	Registered address
1	(i) Laptops (ii) Furniture , fittings and fixtures (iii) Water purifier, Air conditioner and other electrical equipment (iv) Bike , sound system, CCTV cameras , televisions sets and other ancillaries	754001, 492013,462042, 416008, 414001, 410221, 226202, 416008, 226202 & 492013	May 31, 2022, August 25, 2022, September 12 & 30 2022, November 30, 2022 , December 13, 28 & 31 2022, January 21 & 30, 2023, February 7, 10 & 20 2023, March 20,22, 24, 27 , 29, 30 and 31, 2023	0.10	CSR00000258	Pratham Education Foundation	4th Floor, YB Chavan Centre,Nariman Point, Mumbai-400021

2	(i) 4 Force Ambulance Vehicles (Model - Force Delivery Van-3350) including fabrication	411052	March 28 2023	0.77	CSR000000991	Impact Guru Foundation	Office No- F1, 1st floor, Malhan One, Building no -1, sunlight Colony 2, Ashram, New Delhi -110014.
	(ii) Laptops and Tablets		March 9, 2023	0.04			
	(iii) Furniture and Fixtures		March 9, 2023	0.01			
	(iv) Medical Equipment		March 10, 2023	0.01			
	Total			0.83			
3	Laptops and Printers	390024 and 390018	March 27, 2023	0.01	CSR00001634	Smile Foundation	161 B/4, 3 rd floor, Gulmohar House , Yusuf Sarai Community Centre, New Delhi -110049
	Grand Total			0.94			

** The capital assets created/acquired does not include the capital assets which are under work –in progress, and the number indicates implementing agency/ organisation-wise creation and acquisition of capital asset*

B. Capital assets have been created or acquired through Unspent Corporate Social Responsibility amount of previous financial years spent in the Financial Year

(i) Capital assets created/ acquired from Unspent Corporate Social responsibility spent of financial year 2021-22 :

S. No	Short particulars of the property or asset(s) [including complete address and location of the property]	Pincode of the property or asset(s)	Date of creation	Amount of CSR amount spent (Rs. crore)	Details of entity/ Authority/ beneficiary of the registered owner		
1	2	3	4	5	6		
					CSR Registration Number, if applicable	Name	Registered address
1	Cars and accessories, printers , speakers and other equipment's	754001, 445402, 492013, 462042, 416008, 509216, 414001, 226202, 834004, 530008	March 31, 2022	0.65	CSR00000258	Pratham Education Foundation	4th Floor, YB Chavan Centre, Nariman Point, Mumbai- 400021
2	Printers, Furniture and Fixtures	581103	August 30, 2022 and October 14, 2022	0.01	CSR00002215	Swami Vivekananda Youth Movement	CA2, KIADB Industrial Housing Area, Ring Road, Hebbal, Mysore - 570016
	Grand Total			0.66			

(iii) Capital assets created/ acquired from Unspent Corporate Social responsibility spent of financial year 2020-21

S. No	Short particulars of the property or asset(s) [including complete address and location of the property]	Pincode of the property or asset(s)	Date of creation	Amount of CSR amount spent (Rs. crore)	Details of entity/ Authority/ beneficiary of the registered owner		
1	2	3	4	5	6		
					CSR Registration Number, if applicable	Name	Registered address
s							
1	Laptops	400088	FY 2022-23	0.01	CSR00001785	Kotak Education Foundation	1st Floor, North Side, Ujagar Compound, Sunder Baug, Opp. Deonar Bus Depot, Off Sion-Trombay Road, Deonar, Mumbai - 400 088

** The capital asset is procured for Project Excel which is collaborative CSR Project of Kotak Group companies and of Rs. 2.46 lakh of total capital assets purchased under the CSR Project Excel , Rs. 0.51 lakh was allocated to the Company proportionately*

9. Specify the reason(s), if the company has failed to spend two per cent of the average net profit as per Section 135(5) of the Act.
– **Not Applicable**

Managing Director

Chairperson – Corporate Social Responsibility Committee

REPORT ON CORPORATE GOVERNANCE FOR THE FY 2022-23

A) COMPOSITION OF THE BOARD

Sl No.	Name of Director	Director Since	Capacity (i.e. Executive/Non-Executive/Chairman/Promoter Nominee/Independent)	DIN	Number of Board meetings		No. of other Directorships	Remuneration ₹			No. of shares held in and convertible instruments held in the Company
					Held	Attended		Salary and other compensation	Sitting fee	Commission	
1.	Mr. Uday Kotak	13 Dec 1996	Chairperson, Non-Executive-Non Independent Director	00007467	14	13	8	-	-	-	-
2.	Mr. Vyomesh Kapasi	09 Dec 2016	Executive Director, Managing Director	07665329	14	14	-	24,845,463	-	-	-
3.	Mr. Chandrashekhar Sathe	30 Mar 2015	Non-Executive - Independent Director	00017605	14	11	5	-	13,10,000	12,50,000	-
4.	Ms. Akila Urankar	01 Apr 2018	Non-Executive - Independent Director	00226541	14	14	2	-	16,90,000	12,50,000	-
5.	Mr. Ravi Venkatraman	04 Aug 2021	Non-Executive - Independent Director	00307328	14	14	7	-	14,90,000	937500	-
6.	Mr. Shahrukh Todiwal a	06 Sep 2021	Executive Director, Whole-Time Director	09291062	14	11	-	18,672,526	-	-	-

7	Mr. Amit Mohan	06 Sep 2021	Non-Executive – Non Independent Director	0929 4638	14	13	-	-	-	-	-
8	Mr. Chandra Shekhar Rajan	14 Feb 2023	Non-Executive - Independent Director	0012 6063	1	1	6	-	-	-	-

Details of change in composition of the Board during the current and previous financial year.

Sl. No.	Name of Director	Capacity (i.e. Executive/ Non-Executive/ Chairman/ Promoter nominee/ Independent)	Nature of change (resignation, appointment)	Effective date
1.	SHAHRUKH TODIWALA	Executive Director, Whole-Time Director	Appointment, Regularization at AGM held on 29/06/2022	6 th September 2022
2.	AMIT MOHAN	Non-Executive – Non Independent Director	Appointment, Regularization at AGM held on 29/06/2022	6 th September 2022
3.	VYOMESH KAPASI	Executive Director, Managing Director	Re-Appointment	9 th December 2022
4.	CHANDRA SHEKHAR RAJAN	Non-Executive - Independent Director	Appointment	14 th February 2023
5.	CHANDRA SHEKHAR RAJAN	Non-Executive - Independent Director	Appointment, regularization at EGM held on 10 th March 2023	14 th February 2023
6.	AKILA URANKAR	Non-Executive - Independent Director	Appointment, regularization at EGM held on 10 th March 2023	1 st April 2023 for a period of five years
7.	DEVARAJAN KANNAN	Non-Executive – Non Independent Director	Resigned	31 st March 2023

1) Committees of the Board and their composition

- i. The names of the committees of the Board: Audit Committee, Nomination and Remuneration Committee, Corporate Social Responsibility Committee, Stakeholders Relationship Committee, Risk Management Committee of Board, Credit Committee of Board and Committee of Board.

- ii. The following details of the committees of the Board:

AUDIT COMMITTEE:

Sl. No.	Name of Director	Member of Committee since	Capacity (i.e. Executive/ Non-Executive/ Chairman/ Promoter nominee/ Independent)	Number of Meetings of the Committee		No. of shares held in the Company
				Held	Attended	
1.	Mr. Ravi Venkatraman	4 th Aug 2021	Independent	16	16	-
2.	Mr. Chandrashekhar Sathe	30 th March 2015	Independent	16	14	-
3.	Ms. Akila Urankar	20 th January 2021	Independent	16	16	-
4.	Mr. D. Kannan*	1 st December 2020	Non-Executive	16	15	-
5.	Mr. Amit Mohan	31 st March 2023	Non-Executive	-	-	-

*Resigned as a Director with effect from 31st March 2023.

NOMINATION AND REMUNERATION COMMITTEE:

Sl. No.	Name of Director	Member of Committee since	Capacity (i.e. Executive/ Non-Executive/ Chairman/ Promoter nominee/ Independent)	Number of Meetings of the Committee		No. of shares held in the Company
				Held	Attended	
1.	Mr. Chandrashekhar Sathe	30 th March 2015	Independent	5	5	-
2.	Mr. Ravi Venkatraman	20 th Oct 2022	Independent	2	2	-
3.	Ms. Akila Urankar	15 th June 2021	Independent	5	5	-
4.	Mr. D. Kannan*	1 st December 2020	Non-Executive	16	15	-
5.	Mr. Uday Kotak	17 th April 2023	Non-Executive	-	-	-

*Resigned as a Director with effect from 31st March 2023.

CORPORATE SOCIAL RESPONSIBILITY COMMITTEE:

Sl. No.	Name of Director	Member of Committee since	Capacity (i.e. Executive/ Non-Executive/ Chairman/ Promoter nominee/ Independent)	Number of Meetings of the Committee		No. of shares held in the Company
				Held	Attended	
1.	Mr. Vyomesh Kapasi	9 th December 2016	Executive	4	4	-
2.	Mr. Ravi Venkatraman	20 th Oct 2022	Independent	3	3	-
3.	Ms. Akila Urankar	16 th July 2018	Independent	4	4	-
4.	Mr. D. Kannan*	1 st December 2020	Non-Executive	4	4	-
5.	Mr. Chandra Shekhar Rajan	31 st March 2023	Independent	-	-	-

*Resigned as a Director with effect from 31st March 2023.

STAKEHOLDERS RELATIONSHIP COMMITTEE:

Sl. No.	Name of Director	Member of Committee since	Capacity (i.e. Executive/ Non-Executive/ Chairman/ Promoter nominee/ Independent)	Number of Meetings of the Committee		No. of shares held in the Company
				Held	Attended	
1.	Mr. Chandrashekhar Sathe	16 th March 2023	Independent	-	-	-
2.	Ms. Akila Urankar	16 th March 2023	Independent	-	-	-
3.	Mr. Vyomesh Kapasi	16 th March 2023	Executive	-	-	-
4.	Mr. Shahrukh Todiwala	16 th March 2023	Executive	-	-	-
5.	Mr. Chandra Shekhar Rajan	16 th March 2023	Independent	-	-	-

RISK MANAGEMENT COMMITTEE OF BOARD:

Sl. No.	Name of Director	Member of Committee since	Capacity (i.e. Executive/ Non-Executive/ Chairman/ Promoter nominee/ Independent)	Number of Meetings of the Committee		No. of shares held in the Company
				Held	Attended	
1.	Mr. Chandrashekhar Sathe	30 th March 2015	Independent	4	3	-
2.	Mr. Ravi Venkatraman	23 rd September 2022	Independent	3	3	-
3.	Ms. Akila Urankar	31 st March 2021	Independent	4	4	-
4.	Mr. D. Kannan*	1 st December 2020	Non-Executive	4	3	-
5.	Mr. Vyomesh Kapasi	31 st March 2023	Executive	-	-	-

*Resigned as a Director with effect from 31st March 2023.

CREDIT COMMITTEE OF BOARD:

Sl. No.	Name of Director	Member of Committee since	Capacity (i.e. Executive/ Non-Executive/ Chairman/ Promoter nominee/ Independent)	Number of Meetings of the Committee		No. of shares held in the Company
				Held	Attended	
1.	Mr. Ravi Venkatraman	31 st March 2023	Independent	-	-	-
2.	Mr. D. Kannan*	1 st December 2020	Non-Executive	16	16	-
3.	Mr. Vyomesh Kapasi	31 st March 2021	Executive	16	16	-
4.	Mr. Amit Mohan	6 th September 2021	Non-Executive	16	16	-

*Resigned as a Director with effect from 31st March 2023.

COMMITTEE OF BOARD:

Sl. No.	Name of Director	Member of Committee since	Capacity (i.e. Executive/ Non-Executive/ Chairman/ Promoter nominee/ Independent)	Number of Meetings of the Committee		No. of shares held in the Company
				Held	Attended	
1.	Mr. D. Kannan*	1 st December 2020	Non-Executive	1	1	-
2.	Mr. Vyomesh Kapasi	6 th December 2016	Executive	1	1	-
3.	Mr. Amit Mohan	6 th September 2021	Non-Executive	1	1	-
4.	Mr. Shahrukh Todiwala	31 st March 2023	Executive	-	-	-

*Resigned as a Director with effect from 31st March 2023.

2) General Body Meetings:

The date, place and special resolutions passed at the General Body meetings:

Sl. No.	Type of Meeting (Annual/ Extra-Ordinary)	Date and Place	Special Resolutions passed
1.	Extra-Ordinary	30 th April 2022 and Held through Video conferencing (Zoom)	Issuance of Debentures
2.	Extra-Ordinary	10 th March 2023 and held at Registered office address	Re-appointment of Ms. Akila Urankar (DIN: 00026541) as an Independent Director of the company for a period of five years, with effect from 1st April 2023 up to 31st March 2028 (both days inclusive)

3) Details of non-compliance with requirements of Companies Act, 2013:

The Company has complied to the requirements of Companies Act, 2013.

4) Details of penalties and strictures:

SEBI LODR Regulations	Quarter/FY	Submission Status	Due Date	Submission Date	Date upto which fine is calculated	Delay in days	Fine	GST	Total fine
53(2)	FY 2021-22	Delayed	28-06-2022	01-07-2022	01-07-2022	3	6000	1080	7080

BSE has levied below fine for a purported delayed submission in June 2022. After considering our submission, BSE officials have said orally that the Company should make the payment of fine amount of Rs.7,080/- including GST, then they shall take it to their waiver committee for waiver. Hence payment of the same is being made in January 2023.

Separately, there are some fines imposed on the company, BSE has waived those fines.

B) BREACH OF COVENANT

All instances of breach of covenant of loan availed or debt securities issued - NIL

CODE OF CONDUCT

The Company has adopted the Code of Conduct which are applicable to the Board of Directors and Senior Management Personnel, respectively.

The Code of Conduct have been posted on the website of the Company viz, url: <https://www.primeloans.kotak.com/viewDocument.htm?id=5673>

In accordance with Schedule V (D) of the Securities and Exchange Board of India (Listing Obligations and Disclosure Requirements) Regulations, 2015, I hereby confirm that all the Directors and the Senior Management Personnel of the Company have affirmed compliance to the Code of Conduct during their association with the company during the financial year 2022-23.

For and on behalf of the Board of Directors

Vyomesh Kapasi
Managing Director

Place: Bengaluru
Date: June 14, 2023

Independent Auditor's Report

To the Members of Kotak Mahindra Prime Limited Report on the Audit of the Financial Statements

Opinion

1. We have audited the accompanying financial statements of Kotak Mahindra Prime Limited ('the Company'), which comprise the Balance Sheet as at 31 March 2023, the Statement of Profit and Loss (including Other Comprehensive Income), the Statement of Cash Flow and the Statement of Changes in Equity for the year then ended, and notes to the financial statements, including a summary of the significant accounting policies and other explanatory information.
2. In our opinion and to the best of our information and according to the explanations given to us, the aforesaid financial statements give the information required by the Companies Act, 2013 ('the Act') in the manner so required and give a true and fair view in conformity with the Indian Accounting Standards ('Ind AS') specified under section 133 of the Act read with the Companies (Indian Accounting Standards) Rules, 2015, the relevant circulars, guidelines and directions issued by the Reserve Bank of India (RBI) from time to time ('RBI Guidelines') and other accounting principles generally accepted in India, of the state of affairs of the Company as at 31 March 2023, and its profit (including other comprehensive income), its cash flows and the changes in equity for the year ended on that date.

Basis for Opinion

3. We conducted our audit in accordance with the Standards on Auditing specified under section 143(10) of the Act. Our responsibilities under those standards are further described in the Auditor's Responsibilities for the Audit of the Financial Statements section of our report. We are independent of the Company in accordance with the Code of Ethics issued by the Institute of Chartered Accountants of India ('ICAI') together with the ethical requirements that are relevant to our audit of the financial statements under the provisions of the Act and the rules thereunder, and we have fulfilled our other ethical responsibilities in accordance with these requirements and the Code of Ethics. We believe that the audit evidence we have obtained is sufficient and appropriate to provide a basis for our opinion.

Key Audit Matter

4. Key audit matters are those matters that, in our professional judgment, were of most significance in our audit of the financial statements of the current period. These matters were addressed in the context of our audit of the financial statements as a whole, and in forming our opinion thereon, and we do not provide a separate opinion on these matters.



Key Audit Matter (Continued)

5. We have determined the matter described below to be the key audit matters to be communicated in our report.

Key Audit Matter	How our audit addressed the key audit matter
<p>Impairment of loans and advances to customers (Refer Note 2(G) for significant accounting policies and Note 43 (E)(ii) for credit risk disclosures)</p> <p>As at 31 March 2023, the Company has reported gross loan assets of ₹ 27,26,811 lakhs against which an impairment loss of ₹ 52,673 lakhs has been recorded. The Company recognized impairment provision for loan assets based on the Expected Credit Loss ("ECL") approach laid down under 'Ind AS 109 - Financial Instruments'.</p> <p>The estimation of ECL on financial instruments involves significant management judgement and estimates and the use of different modelling techniques and assumptions which could have a material impact on reported profits. Significant management judgement and assumptions involved in measuring ECL is required with respect to:</p> <ul style="list-style-type: none"> ➤ ensuring completeness and accuracy of the data used to create assumption in the model. ➤ determining the criteria for a significant increase in credit risk. ➤ factoring in future economic assumptions techniques used to determine probability of default, loss given default and exposure at default. <p>These parameters are derived from the Company's internally developed statistical models and other historical data.</p> <p>During the previous years, RBI announced various relief measures for the borrowers which were implemented by the Company such as "COVID 19 Regulatory Package - Asset Classification and Provisioning" announced by the RBI on 17 April 2020 and RBI circular on "Asset Classification and Income Recognition following the expiry of</p>	<p>Our audit focused on assessing the appropriateness of management's judgment and estimates used in the impairment analysis through procedures that included, but were not limited to, the following:</p> <ul style="list-style-type: none"> • Obtained an understanding of the modelling techniques adopted by the Company including the key inputs and assumptions; • Considered the Company's accounting policies for estimation of expected credit loss on loans and assessing compliance with the policies in terms of Ind AS 109; • Understanding management's systems and controls implemented in relation to impairment allowance process. • Tested the design and operating effectiveness of key controls over completeness and accuracy of the key inputs and assumptions considered for calculation, recording, monitoring of the impairment loss recognized and staging of assets. • Evaluated the appropriateness of the Company's determination of Significant Increase in Credit Risk ("SICR") in accordance with the applicable accounting standard and the basis for classification of various exposures into various stages. Further, assessed the critical assumptions and input data used in the estimation of expected credit loss models for specific key credit risk parameters, such as the movement logic between stages, Exposure at default (EAD), probability of default (PD) or loss given default (LGD);



Key Audit Matter	How our audit addressed the key audit matter
<p>Covid-19 regulatory package" dated 07 April 2021 (collectively referred to as 'the RBI circulars'), and "Resolution Framework for COVID-19 related Stress" (the 'Resolution Framework') dated on 6 August 2020 and 4 June 2021, which have been collectively considered by the management in identification, classification and provisioning of loan assets for impairment.</p> <p>Disclosure The disclosures regarding the Company's application of Ind AS 109 are key to explaining the key judgements and material inputs to the ECL results. Further, disclosures to be provided as per RBI circulars with regards to non-performing assets and provisions is also an area of focus.</p> <p>Considering the significance of the above matter to the overall financial statements and extent of management's estimates and judgements involved, it required significant auditor attention. Accordingly, we have identified this as a key audit matter.</p>	<ul style="list-style-type: none"> • Evaluated the reports and working for the methodology used in the computation of Through The Cycle PD, Point In Time PD and LGD, among others; • Performed test of details over calculation of ECL, in relation to the completeness and accuracy of the data; • Obtained written representations from management and those charged with governance on whether they believe significant assumptions used in calculation of expected credit losses are reasonable; • Assessed the appropriateness and adequacy of the related presentation and disclosures of Note 43(E) "Financial risk management" disclosed in the accompanying financial statements in accordance with the applicable accounting standards and related RBI circulars and Resolution Framework.

Information other than the Financial Statements and Auditor's Report thereon

6. The Company's Board of Directors are responsible for the other information. The other information comprises the information included in the Annual Report, but does not include the financial statements and our auditor's report thereon. The Annual Report is expected to be made available to us after the date of this auditor's report.

Our opinion on the financial statements does not cover the other information and we do not express any form of assurance conclusion thereon.

In connection with our audit of the financial statements, our responsibility is to read the other information identified above when it becomes available and, in doing so, consider whether the other information is materially inconsistent with the financial statements or our knowledge obtained in the audit or otherwise appears to be materially misstated.

When we read the Annual Report, if we conclude that there is a material misstatement therein, we are required to communicate the matter to those charged with governance and determine the actions under the applicable laws and regulations.




Board of Director's Responsibilities for the Financial Statements

7. The accompanying financial statements have been approved by the Company's Board of Directors. The Company's Board of Directors are responsible for the matters stated in section 134(5) of the Act with respect to the preparation and presentation of these financial statements that give a true and fair view of the financial position, financial performance including other comprehensive income, changes in equity and cash flows of the Company in accordance with the Ind AS specified under section 133 of the Act, RBI Guidelines and other accounting principles generally accepted in India. This responsibility also includes maintenance of adequate accounting records in accordance with the provisions of the Act for safeguarding of the assets of the Company and for preventing and detecting frauds and other irregularities; selection and application of appropriate accounting policies; making judgments and estimates that are reasonable and prudent; and design, implementation and maintenance of adequate internal financial controls, that were operating effectively for ensuring the accuracy and completeness of the accounting records, relevant to the preparation and presentation of the financial statements that give a true and fair view and are free from material misstatement, whether due to fraud or error.
8. In preparing the financial statements, the Board of Directors are responsible for assessing the Company's ability to continue as a going concern, disclosing, as applicable, matters related to going concern and using the going concern basis of accounting unless the Board of Directors either intend to liquidate the Company or to cease operations, or has no realistic alternative but to do so.
9. The Board of Directors are also responsible for overseeing the Company's financial reporting process.

Auditor's Responsibilities for the Audit of the Financial Statements

10. Our objectives are to obtain reasonable assurance about whether the financial statements as a whole are free from material misstatement, whether due to fraud or error, and to issue an auditor's report that includes our opinion. Reasonable assurance is a high level of assurance, but is not a guarantee that an audit conducted in accordance with Standards on Auditing will always detect a material misstatement when it exists. Misstatements can arise from fraud or error and are considered material if, individually or in the aggregate, they could reasonably be expected to influence the economic decisions of users taken on the basis of these financial statements.
11. As part of an audit in accordance with Standards on Auditing, specified under section 143(10) of the Act we exercise professional judgment and maintain professional skepticism throughout the audit. We also:
 - Identify and assess the risks of material misstatement of the financial statements, whether due to fraud or error, design and perform audit procedures responsive to those risks, and obtain audit evidence that is sufficient and appropriate to provide a basis for our opinion. The risk of not detecting a material misstatement resulting from fraud is higher than for one resulting from error, as fraud may involve collusion, forgery, intentional omissions, misrepresentations, or the override of internal control;



Auditor's Responsibilities for the Audit of the Financial Statements (Continued)

- Obtain an understanding of internal control relevant to the audit in order to design audit procedures that are appropriate in the circumstances. Under section 143(3)(i) of the Act we are also responsible for expressing our opinion on whether the Company has adequate internal financial controls system with reference to the financial statements in place and the operating effectiveness of such controls;
- Evaluate the appropriateness of accounting policies used and the reasonableness of accounting estimates and related disclosures made by the Board of Directors;
- Conclude on the appropriateness of Board of Directors and management's use of the going concern basis of accounting and, based on the audit evidence obtained, whether a material uncertainty exists related to events or conditions that may cast significant doubt on the Company's ability to continue as a going concern. If we conclude that a material uncertainty exists, we are required to draw attention in our auditor's report to the related disclosures in the financial statements or, if such disclosures are inadequate, to modify our opinion. Our conclusions are based on the audit evidence obtained up to the date of our auditor's report. However, future events or conditions may cause the Company to cease to continue as a going concern;

Evaluate the overall presentation, structure and content of the financial statements, including the disclosures, and whether the financial statements represent the underlying transactions and events in a manner that achieves fair presentation; and

- Obtain sufficient appropriate audit evidence regarding the financial statements of the Company to express an opinion on the financial statements.
12. We communicate with those charged with governance regarding, among other matters, the planned scope and timing of the audit and significant audit findings, including any significant deficiencies in internal control that we identify during our audit.
 13. We also provide those charged with governance with a statement that we have complied with relevant ethical requirements regarding independence, and to communicate with them all relationships and other matters that may reasonably be thought to bear on our independence, and where applicable, related safeguards.
 14. From the matters communicated with those charged with governance, we determine those matters that were of most significance in the audit of the financial statements of the current period and are therefore the key audit matters. We describe these matters in our auditor's report unless law or regulation precludes public disclosure about the matter or when, in extremely rare circumstances, we determine that a matter should not be communicated in our report because the adverse consequences of doing so would reasonably be expected to outweigh the public interest benefits of such communication.

Report on Other Legal and Regulatory Requirements

15. As required by section 197(16) of the Act based on our audit, we report that the Company has paid remuneration to its directors during the year in accordance with the provisions of and limits laid down under section 197 read with Schedule V to the Act.



Report on Other Legal and Regulatory Requirements (Continued)

16. As required by the Companies (Auditor's Report) Order, 2020 ('the Order') issued by the Central Government of India in terms of section 143(11) of the Act, we give in the Annexure I, a statement on the matters specified in paragraphs 3 and 4 of the Order, to the extent applicable.
17. Further to our comments in Annexure I, as required by section 143(3) of the Act based on our audit, we report, to the extent applicable, that:
- a) we have sought and obtained all the information and explanations which to the best of our knowledge and belief were necessary for the purpose of our audit of the accompanying financial statements;
 - b) in our opinion, proper books of account as required by law have been kept by the Company so far as it appears from our examination of those books;
 - c) the financial statements dealt with by this report are in agreement with the books of account;
 - d) in our opinion, the aforesaid financial statements comply with Ind AS specified under section 133 of the Act;
 - e) on the basis of the written representations received from the directors and taken on record by the Board of Directors, none of the directors is disqualified as on 31 March 2023 from being appointed as a director in terms of section 164(2) of the Act;
 - f) with respect to the adequacy of the internal financial controls with reference to financial statements of the Company as on 31 March 2023 and the operating effectiveness of such controls, refer to our separate Report in Annexure II wherein we have expressed an unmodified opinion; and
 - g) with respect to the other matters to be included in the Auditor's Report in accordance with rule 11 of the Companies (Audit and Auditors) Rules, 2014 (as amended), in our opinion and to the best of our information and according to the explanations given to us:
 - i. the Company, as detailed in note 36 to the financial statements, has disclosed the impact of pending litigations on its financial position as at 31 March 2023;
 - ii. the Company, as detailed in note 20 to the financial statements, has made provision as at 31 March 2023, as required under the applicable law or accounting standards, for material foreseeable losses, if any, on long-term contracts including derivative contracts;
 - iii. There were no amounts which were required to be transferred to the Investor Education and Protection Fund by the Company;




Report on Other Legal and Regulatory Requirements (Continued)

- iv. a. The management has represented that, to the best of its knowledge and belief, as disclosed in note 47 to the financial statements, no funds have been advanced or loaned or invested (either from borrowed funds or securities premium or any other sources or kind of funds) by the Company to or in any person or entity, including foreign entities ('the intermediaries'), with the understanding, whether recorded in writing or otherwise, that the intermediary shall, whether, directly or indirectly lend or invest in other persons or entities identified in any manner whatsoever by or on behalf of the Company ('the Ultimate Beneficiaries') or provide any guarantee, security or the like on behalf of the Ultimate Beneficiaries;
- b. The management has represented that, to the best of its knowledge and belief, as disclosed in note 47 to the financial statements, no funds have been received by the Company from any person(s) or entity(ies), including foreign entities ('the Funding Parties'), with the understanding, whether recorded in writing or otherwise, that the Company shall, whether directly or indirectly, lend or invest in other persons or entities identified in any manner whatsoever by or on behalf of the Funding Party ('Ultimate Beneficiaries') or provide any guarantee, security or the like on behalf of the Ultimate Beneficiaries; and
- c. Based on such audit procedures performed as considered reasonable and appropriate in the circumstances, nothing has come to our attention that causes us to believe that the management representations under sub-clauses (a) and (b) above contain any material misstatement.
- v. The dividend declared and paid during the year ended 31 March 2023 by the Company is in compliance with section 123 of the Act.
- vi. Proviso to Rule 3(1) of the Companies (Accounts) Rules, 2014 requires all companies which use accounting software for maintaining their books of account, to use such an accounting software which has a feature of audit trail, with effect from the financial year beginning on 1 April 2023 and accordingly, reporting under Rule 11(g) of Companies (Audit and Auditors) Rules, 2014 (as amended) is not applicable for the current financial year.

For M M Nissim & Co LLP
Chartered Accountants

Firm Registration No: 107122W/W100672



Sanjay Khemani
Partner

Membership No. 044577

UDIN: 23044577BGTUVM89413

Mumbai
16 May 2023

For Mukund M. Chitale & Co
Chartered Accountants

Firm Registration No: 106655W




Saurabh Chitale
Partner

Membership No. 111383

UDIN: 23111383BGTWHF4597

Mumbai
16 May 2023




Annexure I referred to in Paragraph 17 of the Independent Auditor's Report of even date to the members of Kotak Mahindra Prime Limited on the financial statements for the year ended 31 March 2023

In terms of the information and explanations sought by us and given by the Company and the books of account and records examined by us in the normal course of audit, and to the best of our knowledge and belief, we report that:

- i. a. (A) The Company has maintained proper records showing full particulars, including quantitative details and situation of property, plant and equipment and right of use assets including quantitative details and situation of these assets.

(B) The Company has maintained proper records showing full particulars of intangible assets.
- b. As per information and explanation given to us and as verified by us, the property, plant and equipment and right of use assets have been physically verified by the management during the year and no material discrepancies were noticed on such verification. In our opinion, the frequency of physical verification adopted by the Company, is reasonable having regard to the size of the Company and the nature of its assets.
- c. The title deeds of all the immovable properties held by the Company (other than properties where the Company is the lessee and the lease agreements are duly executed in favour of the lessee) are held in the name of the Company.
- d. The Company has not revalued its Property, Plant and Equipment and Right of Use assets or intangible assets during the year.
- e. According to information and explanations given to us and as verified by us, no proceedings have been initiated or are pending against the Company for holding any benami property under the Benami Transactions (Prohibition) Act, 1988 (45 of 1988) and rules made thereunder. Accordingly, reporting under clause 3(i)(e) of the Order is not applicable to the Company.
- ii. a. The Company does not hold any inventory. Accordingly, reporting under clause 3(ii)(a) of the Order is not applicable to the Company.
- b. According to the information and explanations given to us, during the year, the Company has been sanctioned working capital limits in excess of Rs. 5 crore, in aggregate from banks on the basis of security of current assets. In our opinion and according to the information and explanations given to us, the quarterly returns/statements filed by the Company with such banks and financial institutions are in agreement with the unaudited books of account of the Company of the respective quarters and no material discrepancies have been observed.
- iii. a. The Company is a Non-Banking Finance Company and its principal business is to give loans. Accordingly, reporting under clause 3(iii)(a) of the Order is not applicable to the Company.



Annexure I to the Independent Auditor's Report of even date to the members of Kotak Mahindra Prime Limited on the financial statements for the year ended 31 March 2023

b. The investments made and terms and conditions of the grant of all loans are, prima facie, not prejudicial to the Company's interest. The Company has not granted advances in the nature of loans and has not provided any guarantee and also not given security to any party.

c. The Company is a Non-Banking Financial Company ('NBFC'), registered under provisions of the Reserve Bank of India Act, 1934 and rules made thereunder and is regulated by various regulations, circulars and norms issued by the Reserve Bank of India including Master Circular - Prudential norms on Income Recognition, Asset Classification and Provisioning pertaining to Advances. In respect of loans granted by the Company, we report that the schedule of repayment of principal and payment of interest has been stipulated and the repayments/receipts of principal and interest are regular except as disclosed in note 43 (E)(ii)(c)(iv) of the financial statement and reproduced below:

Outstanding as on 31 March 2023 for overdue loans

Particulars - Days past due	Total amount outstanding (in lakhs)	No. of Cases
1-30 days	77,630	23,781
31-60 days	31,788	14,917
61-90 days	10,622	6,340
More than 90 days	53,541	22,136
Total	1,73,581	67,174

d. According to the information and explanations given to us, the total amount which is overdue for more than 90 days in respect of loans given in course of the business of the Company aggregates to Rs. 53,541 lakhs as at 31 March 2023 in respect of 22,136 number of loans. Further, reasonable steps as per the policies and procedures of the Company have been taken for recovery of such principal and interest amounts overdue.

e. The Company is a Non-Banking Finance Company, and its principal business is to give loans. Accordingly, reporting under clause 3(iii)(e) of the Order is not applicable to the Company.

f. The Company has not granted loans or advances in the nature of loans which are repayable on demand or without specifying any terms or period of repayment.



Annexure I to the Independent Auditor's Report of even date to the members of Kotak Mahindra Prime Limited on the financial statements for the year ended 31 March 2023

- iv. In our opinion, and according to the information and explanations given to us, the Company has not granted any loan or provided any guarantee or security in connection with any loan taken by party covered under Section 185 of the Act. Further, the Company has complied with the provisions of Section 186 of the Act in respect of the loans or investments made, or guarantees or security provided by it, to the extent applicable.
- v. The provisions of the sections 73 to 76 and any other relevant provisions of the Act and the Companies (Acceptance of Deposits) Rules, 2014 (as amended), are not applicable to the Company being a non-banking financial company registered with the Reserve Bank of India ('the RBI'), and also the Company has not accepted any deposits from public or there is no amount which has been considered as deemed deposit within the meaning of sections 73 to 76 of the Act. Accordingly, reporting under clause 3(v) of the Order is not applicable to the Company.
- vi. The Central Government has not specified maintenance of cost records under sub-section (1) of section 148 of the Act, in respect of Company's products/business activity. Accordingly, reporting under clause 3(vi) of the Order is not applicable.
- vii. a. In our opinion, and according to the information and explanations given to us, undisputed statutory dues including goods and services tax, provident fund, employees' state insurance, income-tax, sales-tax, service tax, duty of customs, duty of excise, value added tax, cess and other material statutory dues, as applicable, have been regularly deposited with the appropriate authorities by the Company. Further, no undisputed amounts payable in respect thereof were outstanding at the year-end for a period of more than six months from the date they became payable.
- b. According to the information and explanations given to us, there are no statutory dues referred in sub-clause (a) which have not been deposited with the appropriate authorities on account of any dispute except for the following:

Name of the statute	Nature of dues	Gross Amount (Rs. in lakhs)	Amount paid under Protest (Rs. in lakhs)	Period to which the amount relates	Forum where dispute is pending
Income tax Act, 1961	Income tax	232.56	-	AY 2013-14	Commissioner of Income tax (Appeals)
Income tax Act, 1961	Income tax	591.61	-	AY 2018-19	Commissioner of Income tax (Appeals)
Income tax Act, 1961	Income tax	166.54	-	AY 2020-21	Commissioner of Income tax (Appeals)
The Delhi Value Added Tax	Value Added Tax	0.69	-	AY 2009-10	Special Objection Hearing Authority - Delhi VAT Department



Annexure I to the Independent Auditor's Report of even date to the members of Kotak Mahindra Prime Limited on the financial statements for the year ended 31 March 2023

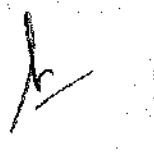
Tax Rules, 2005					
Maharashtra Value Added Tax, 2002	Value Added Tax	2.02	0.20	AY 2013-14	Deputy Commissioner of Sales Tax - Maharashtra
Maharashtra Value Added Tax, 2002	Value Added Tax	4.32	0.43	AY 2014-15	Deputy Commissioner of Sales Tax - Maharashtra
Maharashtra Value Added Tax, 2002	Value Added Tax	70.39	4.30	AY 2015-16	Joint Commissioner of Sales Tax - Maharashtra
Maharashtra Value Added Tax, 2002	Value Added Tax	108.97	6.66	AY 2016-17	Joint Commissioner of Sales Tax - Maharashtra
Maharashtra Value Added Tax, 2002	Value Added Tax	20.47	2.04	AY 2017-18	Joint Commissioner of Sales Tax - Maharashtra

- viii. According to the information and explanations given to us and as verified by us, no transactions were surrendered or disclosed as income during the year in the tax assessments under the Income Tax Act, 1961 (43 of 1961) which have not been recorded in the books of accounts.
- ix. a. According to the information and explanations given to us, the Company has not defaulted in repayment of its loans or borrowings or in the payment of interest thereon to any lender.
- b. According to the information and explanations given to us including representation received from the management of the Company, and on the basis of our audit procedures, we report that the Company has not been declared a wilful defaulter by any bank or financial institution or other lender.
- c. In our opinion and according to the information and explanations given to us, money raised by way of term loans were applied for the purposes for which these were obtained, though idle/surplus funds which were not required for immediate utilisation have been invested in readily realisable liquid investments.
- d. In our opinion and according to the information and explanations given to us, and on an overall examination of the financial statements of the Company, funds raised by the Company on short term basis have not been utilised for long term purposes.




Annexure I to the Independent Auditor's Report of even date to the members of Kotak Mahindra Prime Limited on the financial statements for the year ended 31 March 2023

- e. The Company did not have any subsidiary or associate or joint venture and hence reporting under clause (ix)(e) of the Order is not applicable to the Company.
- f. The Company did not have any subsidiary or associate or joint venture and hence reporting under clause (ix)(f) of the Order is not applicable to the Company.
- x. a. The Company has not raised any money by way of initial public offer or further public offer (including debt instruments), during the year. Accordingly, reporting under clause 3(x)(a) of the Order is not applicable to the Company.
- b. During the year, the Company has not made any preferential allotment or private placement of shares or fully or partially or optionally convertible debentures. Accordingly, Clause 3(x)(b) of the order is not applicable.
- xi. a. Based upon the audit procedures performed for the purpose of reporting the true and fair view of the financial statements and according to the information and explanations given by the management, we report that no fraud by the Company and no material fraud on the Company except for misappropriation of assets of the Company by its employees or by the customers of the Company identified by the management during the year, involving amounts aggregating to Rs. 145.76 lakhs as mentioned in Note 48.5 of the accompanying financial statements has been noticed or reported during the year.
- b. To the best of our knowledge, and accordingly to the information and explanations provided to us, during the year and upto the date of this report, no report under sub-section 143 (12) of the Act has been filed in Form ADT-4 as prescribed under rule 13 of Companies (Audit and Auditors) Rules, 2014 with the Central Government.
- c. According to the information and explanations given to us including the representation made to us by the management of the Company, there are no whistle-blower complaints received by the Company during the year.
- xii. The Company is not a Nidhi Company and the Nidhi Rules, 2014 are not applicable to it. Accordingly, reporting under clause 3(xii) of the Order is not applicable to the Company.
- xiii. In our opinion and according to the information and explanations given to us, all transactions entered into by the Company with the related parties are in compliance with sections 177 and 188 of the Act, where applicable. Further, the details of such related party transactions have been disclosed in the financial statements, as required under Indian Accounting Standard (Ind AS) 24, Related Party Disclosures specified in Companies (Indian Accounting Standards) Rules 2015 as prescribed under section 133 of the Act.
- xiv. a. In our opinion and according to the information and explanations given to us, the Company has an internal audit system as required under section 138 of the Act which is commensurate with the size and nature of its business.



Annexure 1 to the Independent Auditor's Report of even date to the members of Kotak Mahindra Prime Limited on the financial statements for the year ended 31 March 2023


- b. We have considered, the internal audit reports for the year under audit, issued to the Company during the year and till date of our audit report.
- xv. According to the information and explanation given to us, the Company has not entered into any non-cash transactions with its directors or persons connected with them and accordingly, provisions of section 192 of the Act are not applicable to the Company.
- xvi. a. The Company is required to be registered under section 45-IA of the Reserve Bank of India Act, 1934 and such registration has been obtained by the Company.
- b. During the year, the Company has not conducted any Non-Banking Financial activities without a valid Certificate of Registration (CoR) from the Reserve Bank of India (RBI) as per the Reserve Bank of India Act, 1934. Further, Company has not conducted any Housing Finance activities and is not required to obtain CoR for such activities from the RBI.
- c. According to the information and explanations given to us, the Company is not a Core Investment Company (CIC) as defined in the regulations made by the RBI. Accordingly, reporting under clause 3(xvi)(c) of the Order is not applicable to the Company.
- d. Based on the information and explanations given to us and as represented by the management of the Company, the Group (as defined in Core Investment Companies (Reserve Bank) Directions, 2016) has no CICs which are registered with the Reserve Bank of India.
- xvii. The Company has not incurred any cash loss in the current as well as the immediately preceding financial year.
- xviii. There has been no resignation of the statutory auditors of the Company during the year.
- xix. According to the information and explanations given to us and on the basis of the financial ratios, ageing and expected dates of realisation of financial assets and payment of financial liabilities, other information accompanying the financial statements, our knowledge of the plans of the Board of Directors and management, we are of the opinion that no material uncertainty exists as on the date of the audit report that Company is capable of meeting its liabilities existing at the date of balance sheet as and when they fall due within a period of one year from the balance sheet date. We, however, state that this is not an assurance as to the future viability of the company. We further state that our reporting is based on the facts up to the date of the audit report and we neither give any guarantee nor any assurance that all liabilities falling due within a period of one year from the balance sheet date, will get discharged by the company as and when they fall due.



Annexure I to the Independent Auditor's Report of even date to the members of Kotak Mahindra Prime Limited on the financial statements for the year ended 31 March 2023

- xx. a. There are no unspent amounts towards Corporate Social Responsibility (CSR) on other than ongoing projects requiring a transfer to a Fund specified in Schedule VII to the Companies Act in compliance with second proviso to sub-section (5) of Section 135 of the said Act. Accordingly, reporting under clause 3(xx)(a) of the Order is not applicable for the year.
- b. In respect of ongoing projects, the Company has transferred unspent Corporate Social Responsibility (CSR) amount as at the end of the financial year, to a Special account within a period of 30 days from the end of the financial year in compliance with the provision of section 135(6) of the Act.

For M M Nissim & Co LLP
Chartered Accountants
Firm Registration No: 107122W/W100672



Sanjay Khemani
Partner
Membership No. 044577
UDIN: 23044577BGUVM89413

Mumbai
16 May 2023

For Mukund M. Chitale & Co
Chartered Accountants
Firm Registration No: 106655W



Saurabh Chitale
Partner
Membership No. 111383
UDIN: 23111383BGTWHF4597



Mumbai
16 May 2023

Annexure II to the Independent Auditor's Report of even date to the members of Kotak Mahindra Prime Limited on the financial statements for the year ended 31 March 2023

Independent Auditor's Report on the internal financial controls with reference to the financial statements under Clause (i) of Sub-section 3 of Section 143 of the Companies Act, 2013 ('the Act')

(Referred to in paragraph 17(f) under 'Report on Other Legal and Regulatory Requirement's section of our report of even date)

1. In conjunction with our audit of the financial statements of **Kotak Mahindra Prime Limited** ('the Company') as at and for the year ended **31 March 2023**, we have audited the internal financial controls with reference to financial statements of the Company as at that date.

Board of Director's Responsibilities for Internal Financial Controls

2. The Company's Board of Directors are responsible for establishing and maintaining internal financial controls based on the internal financial controls with reference to financial statements criteria established by the Company considering the essential components of internal control stated in the Guidance Note on Audit of Internal Financial Controls over Financial Reporting ('the Guidance Note') issued by the Institute of Chartered Accountants of India ('ICAI'). These responsibilities include the design, implementation and maintenance of adequate internal financial controls that were operating effectively for ensuring the orderly and efficient conduct of the Company's business, including adherence to the Company's policies, the safeguarding of its assets, the prevention and detection of frauds and errors, the accuracy and completeness of the accounting records, and the timely preparation of reliable financial information, as required under the Act.

Auditor's Responsibility for the Audit of the Internal Financial Controls with Reference to Financial statements

3. Our responsibility is to express an opinion on the Company's internal financial controls with reference to financial statements based on our audit. We conducted our audit in accordance with the Standards on Auditing issued by the ICAI prescribed under Section 143(10) of the Act, to the extent applicable to an audit of internal financial controls with reference to financial statements, and the Guidance Note issued by the ICAI. Those Standards and the Guidance Note require that we comply with ethical requirements and plan and perform the audit to obtain reasonable assurance about whether adequate internal financial controls with reference to financial statements were established and maintained and if such controls operated effectively in all material respects.
4. Our audit involves performing procedures to obtain audit evidence about the adequacy of the internal financial controls with reference to financial statements and their operating effectiveness. Our audit of internal financial controls with reference to financial statements includes obtaining an understanding of such internal financial controls, assessing the risk that a material weakness exists, and testing and evaluating the design and operating effectiveness of internal control based on the assessed risk. The procedures selected depend on the auditor's judgement, including the assessment of the risks of material misstatement of the financial statements, whether due to fraud or error.
5. We believe that the audit evidence we have obtained is sufficient and appropriate to provide a basis for our audit opinion on the Company's internal financial controls with reference to financial statements.



Annexure II to the Independent Auditor's Report of even date to the members of Kotak Mahindra Prime Limited on the financial statements for the year ended 31 March 2023

Meaning of Internal Financial Controls with Reference to Financial statements

6. A company's internal financial controls with reference to financial statements is a process designed to provide reasonable assurance regarding the reliability of financial reporting and the preparation of financial statements for external purposes in accordance with generally accepted accounting principles. A company's internal financial controls with reference to financial statements include those policies and procedures that (1) pertain to the maintenance of records that, in reasonable detail, accurately and fairly reflect the transactions and dispositions of the assets of the company; (2) provide reasonable assurance that transactions are recorded as necessary to permit preparation of financial statements in accordance with generally accepted accounting principles, and that receipts and expenditures of the company are being made only in accordance with authorisations of management and directors of the company; and (3) provide reasonable assurance regarding prevention or timely detection of unauthorised acquisition, use, or disposition of the company's assets that could have a material effect on the financial statements.


Inherent Limitations of Internal Financial Controls with Reference to Financial statements

7. Because of the inherent limitations of internal financial controls with reference to financial statements, including the possibility of collusion or improper management override of controls, material misstatements due to error or fraud may occur and not be detected. Also, projections of any evaluation of the internal financial controls with reference to financial statements to future periods are subject to the risk that the internal financial controls with reference to financial statements may become inadequate because of changes in conditions, or that the degree of compliance with the policies or procedures may deteriorate.

Opinion

8. In our opinion, the Company has, in all material respects, adequate internal financial controls with reference to financial statements and such controls were operating effectively as at 31 March 2023, based on the internal financial controls with reference to financial statements criteria established by the Company considering the essential components of internal control stated in the Guidance Note issued by the ICAI.

For M M Nissim & Co LLP
Chartered Accountants
Firm Registration No: 107122W/W100672



Sanjay Khemani
Partner

Membership No. 044577

UDIN: 23044577BGUVMS9413

Mumbai
16 May 2023

For Mukund M. Chitale & Co
Chartered Accountants
Firm Registration No: 106655W



Saurabh Chitale
Partner

Membership No. 111383

UDIN:

23111383BGTWHF4597

Mumbai
16 May 2023



KOTAK MAHINDRA PRIME LIMITED
BALANCE SHEET AS AT MARCH 31, 2023
(All amounts in INR lakhs, unless otherwise stated)

Particulars	Note No.	As at March 31, 2023	As at March 31, 2022
ASSETS			
Financial assets			
Cash and cash equivalents	4	40,198.16	22,666.11
Bank balance other than cash and cash equivalents	5	90.83	44.82
Derivative financial instruments		982.52	-
Receivables			
Trade receivables	6	-	6.47
Loans	7	26,74,138.24	23,09,264.01
Investments	8	6,59,447.39	6,51,908.40
Other financial assets	9	1,752.95	1,307.11
Sub total		33,76,610.09	29,85,196.92
Non-financial assets			
Current tax assets (Net)	34(e)	11,163.28	4,405.27
Deferred tax assets (Net)	34(d)	11,985.54	15,141.32
Investment property		2,008.39	2,053.70
Property, plant and equipment	10	3,257.17	1,760.36
Capital work-in-progress	10(a)	220.83	144.60
Intangible assets under development	11 (a)	35.37	25.05
Other intangible assets	11(b)	253.68	302.88
Other non financial assets	12	5,241.58	3,651.34
Sub total		34,165.84	27,484.52
Total Assets		34,10,775.93	30,12,681.44
LIABILITIES AND EQUITY			
LIABILITIES			
Financial liabilities			
Derivatives financial instruments	13	-	3,049.63
Payables			
Trade payables	14		
(i) total outstanding dues of micro enterprises and small enterprises		160.05	-
(ii) total outstanding dues of creditors other than micro enterprises and small enterprises		52,452.77	57,637.24
Debt securities	15	15,17,434.56	12,09,416.48
Borrowings (other than debt securities)	16	7,32,116.06	7,29,103.98
Deposits	17	177.49	145.01
Subordinated liabilities	18	14,376.15	19,557.84
Other financial liabilities	19	8,060.13	10,924.08
Sub total		23,24,777.21	20,29,834.26
Non-financial liabilities			
Current tax liabilities (Net)	34(e)	4,292.08	6,811.43
Provisions	20	872.72	811.96
Deferred tax liabilities (Net)	34(d)	50,947.34	48,990.13
Other non-financial liabilities	21	5,962.69	1,487.39
Sub total		62,074.83	58,100.91
EQUITY			
Equity share capital	22	349.52	349.52
Other equity	23	10,23,574.37	9,24,396.75
Sub total		10,23,923.89	9,24,746.27
Total Liabilities and Equity		34,10,775.93	30,12,681.44

The above balance sheet should be read in conjunction with the accompanying notes.

This is the Balance sheet referred to in our report of even date

For M M Nissim & Co LLP

Chartered Accountants

Firm Registration No.: 107122W/W100672

Sanjay Khemani

Sanjay Khemani

Partner

Membership No: 044577

For Mukund M. Chitale & Co

Chartered Accountants

Firm Registration No.: 106655W

Saurabh Chitale

Saurabh Chitale

Partner

Membership No: 111383

For and on behalf of the Board of Directors

Vyomesh Kapasi

Vyomesh Kapasi

Managing Director

DIN: 07665329

Bharat Thakkar

Bharat Thakkar

Chief Financial Officer

M No: 048525

Shahrukh Todiwala

Shahrukh Todiwala

Director

DIN: 09291062

Kiran Tangudu

Kiran Tangudu

Company Secretary

M No: F7932

Date and Place: May 16, 2023, Mumbai



KOTAK MAHINDRA PRIME LIMITED
STATEMENT OF PROFIT AND LOSS FOR THE YEAR ENDED MARCH 31, 2023
(All amounts in INR lakhs, unless otherwise stated)

	Particulars	Note No.	For the year ended March 31, 2023	For the year ended March 31, 2022
	REVENUE FROM OPERATIONS			
(i)	Interest income on financial instruments measured at:	24		
	- Amortised Cost		2,56,406.17	2,22,460.32
	- Fair Value Through Profit and Loss Account		-	-
	- Fair Value Through Other Comprehensive Income		24,007.15	19,834.44
(ii)	Dividend income		1,215.00	1,364.00
(iii)	Rental income		599.14	597.29
(iv)	Fees and commission income	25	14,479.74	10,977.24
(v)	Net gain on fair value changes	26	2,457.12	5,518.08
(i)	Total revenue from operations		2,99,764.32	2,60,751.37
(ii)	Other income	27	(317.85)	1,811.15
(iii)	Total Income (I + II)		2,99,446.47	2,62,562.52
	EXPENSES			
(i)	Finance costs	28	1,18,723.88	99,038.88
(iii)	Net loss on fair value changes	29	-	590.58
(iv)	Impairment on financial instruments	30	(4,671.72)	(10,855.99)
(v)	Employee benefits expenses	31	29,226.78	21,940.40
(vi)	Depreciation and amortisation	32	1,269.55	783.76
(vii)	Other expenses	33	27,822.05	21,159.88
(iv)	Total expenses		1,72,370.54	1,32,657.51
(v)	Profit before tax (III - IV)		1,27,075.93	1,29,905.01
(vi)	Tax expense	34		
	(1) Current tax		28,678.00	28,265.42
	(2) Deferred tax		3,644.85	4,169.19
	Total tax expense		32,322.85	32,434.61
(vii)	Profit for the year (V-VI)		94,753.08	97,470.40
(viii)	Other comprehensive income			
(A) (i)	Items that will not be reclassified to profit or loss			
	- Changes in revaluation surplus		(62.80)	59.58
	- Remeasurements of the defined benefit plans		9,499.82	17,574.32
	- Equity Instruments through Other Comprehensive Income		9,437.02	17,633.85
	Sub-total		9,437.02	17,633.85
(ii)	Income tax relating to items that will not be reclassified to profit or loss			
	- Remeasurements of the defined benefit plans		15.81	(14.98)
	- Equity Instruments through Other Comprehensive Income		(1,957.20)	(3,774.41)
	Total (A)		7,495.63	13,844.46
(B) (i)	Items that will be reclassified to profit or loss			
	- Debt Instruments through Other Comprehensive Income		(1,880.37)	347.19
	Sub-total		(1,880.37)	347.19
(ii)	Income tax relating to items that will be reclassified to profit or loss			
	- Debt Instruments through Other Comprehensive Income		473.25	(87.38)
	Total (B)		(1,407.12)	259.81
	Other comprehensive income (A + B)		6,088.51	14,104.27
(ix)	Total comprehensive income for the year (VII+VIII)		1,00,841.59	1,11,574.67
(x)	Earnings per equity share	35		
	Earnings per share - Basic		2,710.95	2,788.69
	Earnings per share - Diluted		2,710.95	2,788.69

The above statement of profit and loss should be read in conjunction with the accompanying notes.

This is the Statement of Profit and Loss referred to in our report of even date
For M M Nissim & Co LLP
Chartered Accountants
Firm Registration No.: 107122W/W100672
For Mukund M. Chitale & Co
Chartered Accountants
Firm Registration No.: 106655W

For and on behalf of the Board of Directors

Saurabh Khemani
Saurabh Khemani
Partner
Membership No: 044577

Mukund M. Chitale
Mukund M. Chitale
Partner
Membership No: 111383

Vinayesh Kanani
Vinayesh Kanani
Managing Director
DIN: 07665929

Shaltrush Todiwala
Shaltrush Todiwala
Director
DIN: 09291062

Date and Place: May 16, 2023, Mumbai



Bharat Thakkar
Bharat Thakkar
Chief Financial Officer
M No: 048525

Kiran Tangudu
Kiran Tangudu
Company Secretary
M No: F7932

KOTAK MAHINDRA PRIME LIMITED
STATEMENT OF CASH FLOWS FOR THE YEAR ENDED MARCH 31, 2023
(All amounts in INR lakhs, unless otherwise stated)

Particulars	For the year ended March 31, 2023	For the year ended March 31, 2022
Cash flow from operating activities		
Profit before tax	1,27,075.93	1,29,905.01
Adjustments to reconcile profit before tax to net cash generated from / (used in) operating activities		
Depreciation and amortization expense	1,269.55	789.76
Interest income	(2,81,013.32)	(2,42,294.77)
Interest expenses	1,18,723.88	98,809.23
Net gain on fair value changes	(1,296.54)	(5,518.08)
MTM on Derivative and other financial assets	3,274.35	386.52
Dividend on Investments	(1,215.00)	(1,364.00)
Profit on sale of Investments	(1,299.86)	(1,857.87)
Profit on sale of property, plant and equipment	(32.13)	(18.45)
Provision for contingencies no longer required	(407.00)	(587.53)
Share-based payments	27.81	15.46
Provision for employee benefits - gratuity	240.66	176.85
Provision for employee benefits - compensated absences	(395.47)	32.99
Impairment loss allowance	(4,789.67)	(12,923.40)
Loans and advances, trade and other receivable written off	11,923.77	12,972.36
Unclaimed sundry creditors written back	248.44	35.09
	(27,664.60)	(21,447.33)
Cash Inflow from Interest received	2,71,832.42	2,46,981.26
Dividend on Investments	1,215.00	1,364.00
Cash outflow towards interest paid	(1,09,725.04)	(1,15,374.74)
Operating profit before working capital changes	1,63,322.38	1,32,970.52
Working capital adjustments		
(Increase) / decrease in loans	(3,42,911.80)	(2,23,896.48)
(Increase) / decrease in investments	165.02	(72,970.14)
(Increase) / decrease in other financial assets	(435.57)	2,485.40
(Increase) / decrease in other non-financial assets	(1,569.96)	(449.73)
Increase / (decrease) in trade payables	(5,276.27)	19,175.05
Increase / (decrease) in other financial liabilities	7,425.73	3,812.21
Increase / (decrease) in provisions	622.57	527.96
Increase / (decrease) in other non-financial liabilities	36.95	(89.42)
	(3,41,943.33)	(2,71,405.16)
Cash generated from / (used in) operations	(2,05,285.55)	(1,59,881.97)
Income tax paid (net)	(37,955.36)	(26,268.19)
Net cash generated from / (used in) operating activities	(2,44,240.91)	(1,86,150.16)
Cash flow from investing activities		
Purchase of property, plant and equipment	(1,916.58)	(893.93)
Proceeds from sale of property, plant and equipment	182.45	27.01
Purchase of investments	(3,64,821.27)	(4,78,418.92)
Net Purchases & Sale of MF/PO	1,299.86	6,173.53
Proceeds from sale of investments	3,45,134.81	4,97,953.42
Net cash generated from investing activities	(20,120.79)	24,841.11
Cash flow from financing activities		
Issue of debentures	6,44,777.65	6,21,248.95
Redemption of debentures	(3,53,813.37)	(5,45,987.95)
Bank loans availed	9,09,142.55	16,37,800.00
Repayment of bank loans	(7,76,534.00)	(16,65,650.00)
Other borrowings availed	8,65,123.65	20,53,170.83
Repayment of other borrowings	(10,00,500.00)	(19,18,500.00)
Increase / (decrease) in derivative financial instruments	(4,032.16)	(2,279.94)
Dividend paid (including dividend distribution tax) on equity shares	(1,747.60)	(1,398.08)
Payment of lease liability	(529.21)	(437.62)
Net cash (used in) / generated from financing activities	2,81,887.51	1,77,966.29
Net increase / (decrease) in cash and cash equivalents	17,525.87	16,657.23
Cash and cash equivalents at the beginning of the year	22,687.21	6,029.98
Cash and cash equivalents at the end of the year (refer note a below)	40,213.08	22,687.21



KOTAK MAHINDRA PRIME LIMITED
STATEMENT OF CASH FLOWS FOR THE YEAR ENDED MARCH 31, 2023
(All amounts in INR lakhs, unless otherwise stated)

Particulars	For the year ended March 31, 2023	For the year ended March 31, 2022
Notes:		
a. Reconciliation of cash and cash equivalents with the balance sheet		
Cash and cash equivalents as per balance sheet (refer note 4)		
Cash on hand	684.49	576.37
Balances with banks in current account	38,532.95	21,228.56
Cheques, drafts on hand	995.64	882.28
Less: Impairment loss allowance	(14.92)	(21.10)
Balances with banks in deposits (more than 3 months maturity but less than 12 months)	-	-
Cash and cash equivalents as per balance sheet*	40,198.16	22,666.11
* Cash and cash equivalents shown in Balance Sheet is net of ECL provision of Rs 14.92 lakhs as at March 31, 2023, Rs 21.10 lakhs as at March 31, 2022		

b. The above Cash flow statement has been prepared under the 'indirect Method' as set out in Ind AS 7 - 'Cash Flow Statements'.

c. Change in Liabilities arising from financing activities


Particulars	As at April 1, 2022	Cash flows	Non-cash changes*	As at March 31, 2023
Debt securities	12,09,416.48	2,90,964.28	1,053.80	15,17,434.56
Borrowings (other than debt securities)	7,29,103.97	1,574.11	1,437.98	7,32,116.06
Subordinated liabilities	19,557.83	(4,341.91)	(839.77)	14,376.15
Total liabilities from financing activities	19,56,078.28	2,88,196.48	17,652.01	22,63,926.77

Particulars	As at April 1, 2021	Cash flows	Non-cash changes*	As at March 31, 2022
Debt securities	11,23,754.73	75,261.00	10,400.75	12,09,416.48
Borrowings (other than debt securities)	6,20,309.31	1,34,380.92	(25,586.25)	7,29,103.97
Subordinated liabilities	47,957.61	(27,560.00)	(839.78)	19,557.83
Total liabilities from financing activities	17,92,021.65	1,82,081.93	(16,025.29)	19,56,078.28

* Non-cash changes includes the effect of recording financial liability at amortized cost, amortization of transaction costs etc.

The above statement of cash flows should be read in conjunction with the accompanying notes.

This is the Cash Flow Statement referred to in our report of even date

For M M Nissim & Co LLP
Chartered Accountants
Firm Registration No.: 107122W/W100672

Sanjay Khemani
Partner
Membership No: 044577

For Mukund M. Chitale & Co
Chartered Accountants
Firm Registration No.: 106655W

Saurabh Chitale
Partner
Membership No: 111383

For and on behalf of the Board of Directors


Vyomesh Kapasi
Managing Director
DIN: 07665329

Bharat Thakkar
Chief Financial Officer
M No: 048525


Shahrukh Todiwalla
Director
DIN: 09291062

Kiran Tangudu
Company Secretary
M No: F7932

Date and Place: May 16, 2023, Mumbai



KOTAK MAHINDRA PRIME LIMITED
STATEMENT OF CHANGES IN EQUITY FOR THE YEAR ENDED MARCH 31, 2023
(All amounts in INR lakhs, unless otherwise stated)

A. Equity share capital

Particulars	As at March 31, 2023	As at March 31, 2022
Balance at the beginning of the reporting period	349.52	349.52
Changes in equity share capital during the year	-	-
Balance at the end of the reporting period	349.52	349.52

B. Other equity

Particulars	Reserves and Surplus						Debt instruments through OCI	Equity instruments through OCI	Total
	Special reserve	Securities premium	Capital redemption reserve	General reserve	Capital contribution from parent	Retained earnings			
Opening Balance as at April 1, 2021	1,22,062.94	53,075.16	100.00	182.54	397.92	4,75,134.51	(73.67)	1,63,321.50	8,14,200.90
Changes in accounting policies/ prior period errors	-	-	-	-	-	-	-	-	-
Profit for the year	-	-	-	-	-	97,470.40	-	-	97,470.40
Other comprehensive income for the year (net of tax)	-	-	-	-	-	44.55	259.81	13,799.91	14,104.27
Total Comprehensive Income for the year ended March 31, 2022	1,22,062.94	53,075.16	100.00	182.54	397.92	5,72,649.46	186.14	1,77,121.41	9,25,775.57
Transfer/utilisations									
Transfer to special reserve u/s 45 IC of the RBI Act, 1934	19,494.08	-	-	-	-	(19,494.08)	-	-	-
Share based payment (refer note 42)	-	-	-	-	19.26	-	-	-	19.26
Dividend on equity shares (refer note 22(h))	-	-	-	-	-	(1,398.08)	-	-	(1,398.08)
Balance as at March 31, 2022	1,41,557.02	53,075.16	100.00	182.54	417.18	5,51,757.30	186.14	1,77,121.41	9,24,395.75
Opening Balance as at April 1, 2022	1,41,557.02	53,075.16	100.00	182.54	417.18	5,51,757.30	186.14	1,77,121.41	9,24,395.75
Changes in accounting policies/ prior period errors	-	-	-	-	-	-	-	-	-
Profit for the year	-	-	-	-	-	94,753.08	-	-	94,753.08
Other comprehensive income for the year (net of tax)	-	-	-	-	-	(45.99)	(1,407.12)	7,542.62	5,088.51
Total Comprehensive Income for the year ended March 31, 2023	1,41,557.02	53,075.16	100.00	182.54	417.18	6,46,463.39	(1,220.98)	1,84,664.03	10,25,238.34
Transfer/utilisations									
Transfer to special reserve u/s 45 IC of the RBI Act, 1934	18,950.61	-	-	-	-	(18,950.61)	-	-	-
Share based payment (refer note 42)	-	-	-	-	83.63	-	-	-	83.63
Dividend on equity shares (refer note 22(h))	-	-	-	-	-	(1,747.50)	-	-	(1,747.50)
Balance as at March 31, 2023	1,60,507.63	53,075.16	100.00	182.54	500.81	6,25,765.18	(1,220.98)	1,84,664.03	10,23,574.37

The above statement of changes in equity should be read in conjunction with the accompanying notes.

This is the Statement of changes in equity referred to in our report of even date.

For M. M. Nissim & Co LLP

Chartered Accountants

Firm Registration No.: 107122W/W100572

Saurabh Chitale
Saurabh Chitale

Partner

Membership No: 044577

For Mukund M. Chitale & Co

Chartered Accountants

Firm Registration No.: 106633W

Saurabh Chitale
Saurabh Chitale

Partner

Membership No: 111383

For and on behalf of the Board of Directors

For Mukund M. Chitale & Co

Chartered Accountants

Vyomesh Kapoor
Vyomesh Kapoor

Managing Director

DIN: C7665925

Bharat Thakkar
Bharat Thakkar
Chief Financial Officer
M No: 048525

Shahrukh Rediwalla
Shahrukh Rediwalla

Director

DIN: 09291062

Kiran Tangudu
Kiran Tangudu
Company Secretary
M No: F7932

Date and Place: May 16, 2023, Mumbai



KOTAK MAHINDRA PRIME LIMITED

Notes to the financial statements as at and for the year ended March 31, 2023

Note 1 – Corporate Information

Kotak Mahindra Prime Limited (the Company) is a public company domiciled in India and incorporated under the provisions of the Companies Act, 1956. The Company is registered as a Non-Banking Financial Company with Reserve Bank of India. The Company is primarily engaged in financing of passenger cars and multi-utility vehicles for retail customers and inventory and term funding to car dealers. The Company also provides finance for two wheeler, loan against property, personal loans, corporate loans and developer funding.

Note 2 – Summary of significant accounting policies

This note provides a list of the significant accounting policies adopted in the preparation of these financial statements. These policies have been consistently applied to all the years presented, unless otherwise stated.

A. Basis of preparation

(i) Statement of compliance

The financial statements of the company have been prepared in accordance with the Indian Accounting Standards (herein after referred as 'Ind AS') notified under Section 133 of the Companies Act, 2013 ("the Act") [Companies (Indian Accounting Standards) Rules, 2015] as amended and other relevant provisions of the Act. Any application guidance/clarification/directions issued by the Reserve Bank of India or other regulators are implemented as and when they are issued/applicable.

The financial statements have been prepared on accrual and going concern basis. The accounting policies are applied consistently to all the periods presented in the financial statements. These financial statements were authorized for issue by the Company's Board of Director's on May 16, 2023.

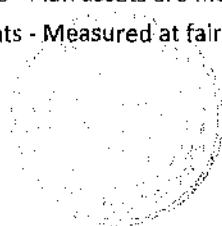

(ii) COVID- 19 pandemic

COVID-19, a global pandemic, affected the world economy over last two years. The revival of economic activity improved in financial year 2022 supported by relaxation of restrictions due to administration of the COVID vaccines to a large population in the country. The extent to which COVID-19 pandemic will impact the company's results going forward will depend on ongoing as well as future developments including the nature and severity of COVID-19.

(iii) Historical cost convention

The financial statements have been prepared on the historical cost basis, except for the following items:

- Certain financial assets and liabilities - Measured at fair value (refer accounting policy regarding financial instruments);
- Defined benefit plans - Plan assets are measured at fair value;
- Share-based payments - Measured at fair value



B. Property, plant and equipment**i. Recognition and measurement**

Property, plant and equipment (PPE) are measured at cost less accumulated depreciation and any accumulated impairment losses.

The cost of an item of property, plant and equipment comprises:

- a. its purchase price, including import duties and non-refundable purchase taxes, after deducting trade discounts and rebates.
- b. any costs directly attributable to bringing the asset to the location and condition necessary for it to be capable of operating in the manner intended by management.

Income and expenses related to the incidental operations, not necessary to bring the item to the location and condition necessary for it to be capable of operating in the manner intended by management, are recognised in statement of profit and loss.

If significant parts of an item of property, plant and equipment have different useful lives, then they are accounted and depreciated for as separate items (major components) of property, plant and equipment.

Any gain or loss on disposal of an item of property, plant and equipment is recognised in statement of profit and loss within other gains/(losses).

ii. Subsequent expenditure

Subsequent expenditure is capitalised only if it is probable that the future economic benefits associated with the expenditure will flow to the Company. The carrying amount of any component accounted for as a separate asset is derecognised when replaced. All other repairs and maintenance are charged to statement of profit and loss during the reporting period in which they are incurred.


iii. Depreciation methods, estimated useful lives and residual value

Depreciation is provided on a pro-rata basis on a Straight Line Method over the estimated useful life of the assets at rates which are equal to or higher than the rates prescribed under Schedule II of the Companies Act, 2013 in order to reflect the actual usage of the assets and based on technical evaluation done by the management's expert. Estimated useful lives over which assets are depreciated / amortised are as follows

Computers	3 years
Office Equipment	5 years
Furniture and Fixtures	6 years
Vehicles	4 years
Premises	58 years
Leasehold Improvements	Over the period of lease subject to a maximum of 6 years

Assets costing less than 5,000 are fully depreciated in the year of purchase.

100
100
100



Depreciation methods, useful lives and residual values are reviewed at each reporting date and adjusted if appropriate.

C. Intangible assets**i. Recognition and measurement**

Intangible assets are stated at cost of acquisition less accumulated amortization and impairment losses, if any. The cost of an intangible asset comprises its purchase price, including any import duties and other taxes (other than those subsequently recoverable from the taxing authorities), and any directly attributable expenditure on making the asset ready for its intended use and net of any trade discounts and rebates. Subsequent expenditure on an intangible asset after its purchase/completion is recognized as an expense when incurred unless it is probable that such expenditure will enable the asset to generate future economic benefits in excess of its originally assessed standards of performance and such expenditure can be measured and attributed to the asset reliably, in which case such expenditure is added to the cost of the asset.

ii. Subsequent expenditure

Subsequent expenditure is capitalised only when it increases the future economic benefits embodied in the specific asset to which it relates.

iii. Amortisation

The intangible assets are amortized over the estimated useful lives as given below:

Software (including development) expenditure	3 years
--	---------



Amortization methods, useful lives and residual values are reviewed at each reporting date and adjusted if appropriate.

D. Functional and presentation currency

The financial statements are presented in Indian Rupees (INR), which is the functional currency of the Company. All amounts have been rounded off to the nearest lakhs with two decimals, unless otherwise indicated.

E. Foreign currency**Transactions and balances**

Foreign currency transactions are translated into the functional currency using the exchange rates at the dates of the transactions. Foreign exchange gains and losses resulting from the settlement of such transactions and from the translation of monetary assets and liabilities denominated in foreign currencies at year end exchange rates are generally recognised in statement of profit and loss.



Foreign exchange differences regarded as an adjustment to borrowing costs are presented in the statement of profit and loss, within finance costs. All other foreign exchange gains and losses are presented in the statement of profit and loss on a net basis within other gains/(losses).

Non-monetary items that are measured at fair value in a foreign currency are translated using the exchange rates at the date when the fair value was determined. Translation differences on assets and liabilities carried at fair value are reported as part of the gain or loss on fair value changes.

F. Financial instrument

A financial instrument is any contract that gives rise to a financial asset of one entity and a financial liability or equity instrument of another entity.

Financial assets

The Company classifies its financial assets as subsequently measured at amortised cost, fair value through other comprehensive income or fair value through profit or loss on the basis of its business model for managing the financial assets and the contractual cash flow characteristics of the financial asset.

Initial recognition and measurement

All financial assets are recognised initially at fair value plus, in the case of financial assets not recorded at fair value through profit or loss, transaction fees or costs that are directly attributable and incremental to the origination/acquisition of the financial asset unless otherwise specifically mentioned in the accounting policies.



Business model assessment

The Company makes an assessment of the objective of a business model in which an asset is held such that it best reflects the way the business is managed and is consistent with information provided to management. The information considered includes:

- the objectives for the portfolio, in particular, management's strategy of focusing on earning contractual interest revenue, maintaining a particular interest rate profile, matching the duration of the financial assets to the duration of the liabilities that are funding those assets or realising cash flows through the sale of the assets;
- the frequency, volume and timing of sales in prior periods, the reasons for such sales and its expectations about future sales activity. However, information about sales activity is not considered in isolation, but as part of an overall assessment of how the Company's stated objective for managing the financial assets is achieved and how cash flows are realised.
- the risks that affect the performance of the business model, the financial assets held within that business model and how those risks are managed

Assessment whether contractual cash flows are solely payments of principal and interest

For the purposes of this assessment, 'principal' is defined as the fair value of the financial asset on initial recognition. 'Interest' is defined as consideration for the time value of money and for the credit risk associated with the principal amount outstanding during a particular period of time and for other



basic lending risks and costs, as well as profit margin.

In assessing whether the contractual cash flows are solely payments of principal and interest, the Company considers the contractual terms of the instrument. This includes assessing whether the financial asset contains a contractual term that could change the timing or amount of contractual cash flows such that it would not meet this condition. In making the assessment, the Company considers:

- reset terms
- contingent events that would change the amount and timing of cash flows;
- prepayment and extension terms; and
- features that modify consideration of the time value of money – e.g. periodical reset of interest rates.

Subsequent measurement

The Company classifies its financial assets in the following measurement categories:

(i) Amortised cost (AC)

A financial asset is measured at amortised cost if it meets both of the following conditions:

- the asset is held within a business model whose objective is to hold assets to collect contractual cash flows; and
- the contractual terms of the financial asset represent contractual cash flows that are solely payments of principal and interest on the principal amount outstanding.


After initial measurement, such financial assets are subsequently measured at amortised cost using the effective interest (EIR) method. Amortised cost is calculated by considering any discount or premium on acquisition and fees or costs that are an integral part of the EIR and reported as part of interest income in the statement of profit and loss. The losses if any, arising from impairment are recognised in the statement of profit and loss.

(ii) Fair value through Other Comprehensive Income (FVOCI) – debt investment

A debt investment is measured at FVOCI if it meets both of the following conditions:

- the asset is held within a business model whose objective is achieved by both collecting contractual cash flows and selling financial assets; and
- the contractual terms of the financial asset represent contractual cash flows that are solely payments of principal and interest on the principal amount outstanding

After initial measurement, such financial assets are subsequently measured at fair value. Interest income is recognised using the effective interest (EIR) method. The loss allowance is recognized in other comprehensive income and does not reduce the carrying value of the financial asset. On derecognition, gains and losses accumulated in OCI are reclassified to statement of profit and loss.



(iii) Fair value through Other Comprehensive Income (FVOCI) – equity investment

On initial recognition of an equity investment that is not held for trading, the Company may irrevocably elect to present subsequent changes in the investment's fair value in Other Comprehensive Income. This election is made on an investment-by-investment basis.

After initial measurement, such financial assets are subsequently measured at fair value. Dividends are recognised as income in statement of profit and loss unless the dividend clearly represents a recovery of part of the cost of the investment. Other net gains and losses are recognised in OCI and are not reclassified to statement of profit and loss.

(iv) Fair value through Profit and Loss (FVTPL)

This is a residual category for classification. Any asset which does not meet the criteria for classification as at amortised cost or FVOCI, is classified as FVTPL. Financial assets at FVTPL are measured at fair value, and changes in fair value therein are recognised in the statement of profit and loss.

Financial liabilities

All financial liabilities are subsequently measured at amortised cost except when designated to be measured at FVTPL.

G. Impairment of financial assets

Methodology for computation of Expected Credit Losses (ECL)


The financial instruments covered within the scope of ECL include financial assets measured at amortised cost and FVOCI, such as trade receivables, loans, debentures, preference shares, certificate of deposit, balances and deposits with banks and other financial assets. ECL has not been determined on financial assets measured at FVTPL.

The loss allowance has been measured using lifetime ECL except for financial assets on which there has been no significant increase in credit risk since initial recognition. In such cases, loss allowance has been measured at 12 month ECL.

At each reporting date, the Company assesses whether financial assets carried at amortised cost and FVOCI is credit-impaired. A financial asset is credit-impaired when one or more events that have a detrimental impact on the estimated future cash flows of the financial asset have occurred since initial recognition. Evidence that a financial asset is credit-impaired includes the observable data such as Days Past Due ('DPD') or default event.

ECL are a probability weighted estimate of credit losses, measured as follows:

- Financial assets that are not credit impaired at the reporting date:



ECL has been estimated by determining the probability of default ('PD'), Exposure at Default ('EAD') and loss given default ('LGD'). PD has been computed using observed history of default and converted into forward looking PD's using suitable macro-economic variable data.

- Financial assets that are credit impaired at the reporting date:
For loans, ECL has been estimated as the difference between the gross carrying amount and the present value of estimated future cash flows.

For trade receivables, the Company applies a simplified approach. It recognizes impairment loss allowance based on lifetime ECLs at each reporting date, right from its initial recognition. Therefore, the Company does not track changes in credit risk, but instead recognises a loss allowance based on lifetime ECLs at each reporting date.

If the terms of a financial asset are renegotiated or modified or an existing financial asset is replaced with a new one due to financial difficulties of the borrower, then an assessment is made of whether the financial asset should be derecognised:


- If the expected restructuring will not result in derecognition of the existing asset, expected cash flows arising from the modified financial asset are included in calculating cash shortfalls from the existing asset; and
- If the expected restructuring will result in derecognition of the existing asset and the recognition of modified asset, the modified asset is considered as a new financial asset. The date of the modification is treated as the date of initial recognition of that financial asset when applying the impairment requirements to the modified financial asset. The impairment loss allowance is measured at an amount equal to 12 month expected credit losses until there is a significant increase in credit risk. If modified financial asset is credit-impaired at initial recognition, the financial asset is recognized as originated credit impaired asset.

Criteria used for determination of movement from stage 1 (12 month ECL) to stage 2 (lifetime ECL) and stage 3 (Lifetime ECL)

The Company applies a three-stage approach to measure ECL on financial assets measured at amortised cost and FVOCI. The assets migrate through the following three stages based on an assessment of qualitative and quantitative considerations:

- Stage 1: 12 month ECL

For exposures where there has not been a significant increase in credit risk since initial recognition and that are not credit impaired upon origination, the portion of the lifetime ECL associated with the probability of default events occurring within the next 12 months is recognised. Interest income is accrued using the effective interest rate on the gross carrying amount.



• **Stage 2: Lifetime ECL (not credit impaired):**

At each reporting date, the Company assesses whether there has been a significant increase in credit risk for financial assets since initial recognition. In determining whether credit risk has increased significantly since initial recognition, the Company uses days past due (DPD) information and other qualitative factors to assess deterioration in credit quality of a financial asset.

For credit exposures where there has been a significant increase in credit risk since initial recognition but that are not credit impaired, a lifetime ECL is recognised. Interest income is accrued using the effective interest rate on the gross carrying amount.

• **Stage 3: Lifetime ECL (credit impaired):**

Financial assets are assessed as credit impaired when one or more events that have a detrimental impact on the estimated future cash flows of the asset have occurred. For financial assets that have become credit impaired, a lifetime ECL is recognised and interest revenue is calculated by applying the effective interest rate to the amortized cost (net of loss allowance).

If, in a subsequent period, credit quality improves and reverses any previously assessed significant increase in credit risk since origination, then the Expected Credit Loss reverts from lifetime ECL to 12-months ECL.

Curing period:

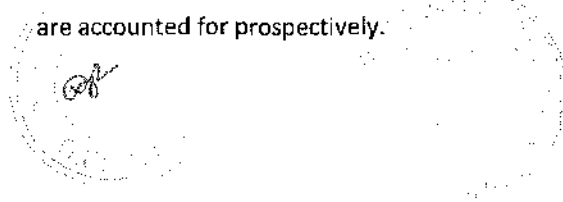
Company does not move loans from higher stage to lower stage immediately after improvement in credit of the borrower and applies curing period for upgradation of three to six months depending on the product.

Method used to compute lifetime ECL:

The Company calculates ECLs based on a probability-weighted scenarios to measure the expected cash shortfalls, discounted at an approximation to the EIR. A cash shortfall is the difference between the cash flows that are due to an entity in accordance with the contract and the present value of cash flows that the entity expects to receive. The Company applies statistical techniques to estimate lifetime ECL.

Manner in which forward looking assumptions has been incorporated in ECL estimates:

The Company considers its historical loss experience and adjusts it for current observable data. In addition, the Company uses reasonable forecasts of future economic conditions including expert judgement to estimate the amount of expected credit losses. The methodology and assumptions including any forecasts of future economic conditions are periodically reviewed and changes, if any, are accounted for prospectively.



H. Write-offs

Financial assets are written off either partially or in their entirety when there is no realistic prospect of recovery. This is generally the case when the Company determines that the borrower does not have assets or sources of income that could generate sufficient cash flows to repay the amounts. If the amount to be written off is greater than the accumulated loss allowance, the difference is first treated as an addition to the allowance that is then applied against the gross carrying amount. Any subsequent recoveries are credited to impairment on financial instruments in statement of profit and loss. However, financial assets that are written off may be subject to enforcement activities to comply with the Company's procedures for recovery of amounts due.

I. Derecognition of financial assets and financial liabilities

A financial asset (or, where applicable, a part of a financial asset or part of a group of similar financial assets) is primarily derecognised when:


- The rights to receive cash flows from the asset have expired, or
- The Company has transferred its rights to receive cash flows from the asset or has assumed an obligation to pay the received cash flows in full without material delay to a third party under a 'pass-through' arrangement; and either (a) the Company has transferred substantially all the risks and rewards of the asset, or (b) the Company has neither transferred nor retained substantially all the risks and rewards of the asset, but has transferred control of the asset

When the Company has transferred its rights to receive cash flows from an asset or has entered into a pass-through arrangement, it evaluates if and to what extent it has retained the risks and rewards of ownership. When it has neither transferred nor retained substantially all of the risks and rewards of the asset, nor transferred control of the asset, the Company continues to recognize the transferred asset to the extent of the Company's continuing involvement. In that case, the Company also recognizes an associated liability. The transferred asset and the associated liability are measured on a basis that reflects the rights and obligations that the Company has retained.

Continuing involvement that takes the form of a guarantee over the transferred asset is measured at the lower of the original carrying amount of the asset and the maximum amount of consideration that the Company could be required to repay.

On derecognition of a financial asset, the difference between the carrying amount of the asset (or the carrying amount allocated to the portion of the asset derecognised) and the sum of (i) the consideration received (including any new asset obtained less any new liability assumed) and (ii) any cumulative gain or loss that had been recognised in OCI is recognised in statement of profit and loss.

The Company derecognises a financial liability when its contractual obligations are discharged or cancelled, or expire.



J. Modification of financial assets and financial liabilities

Financial assets

If the terms of a financial asset are modified, the Company evaluates whether the cash flows of the modified asset are substantially different. If the cash flows are substantially different, then the contractual rights to cash flows from the original financial asset are deemed to have expired. In this case, the original financial asset is derecognised and a new financial asset is recognised at fair value. The difference between the carrying amount of the financial assets extinguished and the new financial asset with modified terms is recognised in the statement of profit and loss.

If the cash flows of the modified asset carried at amortised cost are not substantially different, then the modification does not result in derecognition of the financial asset. In this case, the Company recalculates the gross carrying amount of the financial asset as the present value of the renegotiated or modified contractual cash flows that are discounted at the financial asset's original effective interest rate and recognises the amount arising from adjusting the gross carrying amount as modification gain or loss in the statement of profit and loss. Any costs or fees incurred adjust the carrying amount of the modified financial asset and are amortised over the remaining term of the modified financial asset. If such a modification is carried out because of financial difficulties of the borrower, then the gain or loss is presented together with impairment losses. In other cases, it is presented as interest income.

Financial liabilities

The Company derecognises a financial liability when its terms are modified and the cash flows of the modified liability are substantially different. In this case, a new financial liability based on the modified terms is recognised at fair value. The difference between the carrying amount of the financial liability extinguished and the new financial liability with modified terms is recognised in the statement of profit and loss.


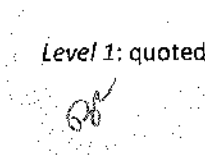
K. Measurement of fair values

The Company's accounting policies and disclosures require the measurement of fair values for financial instruments such as unquoted equity instruments, debentures, preference shares etc.

The Company has an established control framework with respect to the measurement of fair values. The management regularly reviews significant unobservable inputs and valuation adjustments. If third party information, such as broker quotes or pricing services, is used to measure fair values, then the management assesses the evidence obtained from the third parties to support the conclusion that such valuations meet the requirements of Ind AS, including the level in the fair value hierarchy in which such valuations should be classified.

When measuring the fair value of a financial asset or a financial liability, the Company uses observable market data as far as possible. Fair values are categorized into different levels in a fair value hierarchy based on the inputs used in the valuation techniques as follows:-

Level 1: quoted prices (unadjusted) in active markets for identical assets or liabilities.



Level 2: inputs other than quoted prices included in Level 1 that are observable for the asset or liability, either directly (i.e. as prices) or indirectly (i.e. derived from prices).

Level 3: inputs for the asset or liability that are not based on observable market data (unobservable inputs).

If the inputs used to measure the fair value of an asset or a liability fall into different levels of the fair value hierarchy, then the fair value measurement is categorised in its entirety in the same level of the fair value hierarchy as the lowest level input that is significant to the entire measurement.

The Company recognises transfers between levels of the fair value hierarchy at the end of the reporting period during which the change has occurred.

L. Offsetting financial instruments

Financial assets and liabilities are offset and the net amount is reported in the balance sheet where there is a legally enforceable right to offset the recognised amounts and there is an intention to settle on a net basis or realise the asset and settle the liability simultaneously. The legally enforceable right must not be contingent on future events and must be enforceable in the normal course of business and in the event of default, insolvency or bankruptcy of the group or the counterparty.

M. Derivative financial instruments

Derivatives are only used for economic hedging purposes and not as a speculative investments. However, where derivatives do not meet the hedge accounting criteria, they are classified as 'held for trading' for accounting purposes and are accounted for at FVTPL.

Derivative financial instruments are initially recognised at fair value on the date on which a derivative contract is entered into and are subsequently re-measured at fair value at the end of each reporting period. The resulting gain or loss is recognised in statement of profit and loss immediately.


The Company enters into certain derivative contracts to hedge risks which are not designated as hedges. Such contracts are accounted for at fair value through profit or loss and are shown as gains/(losses) on fair value changes.

Derivatives embedded in a host contract that is an asset within the scope of Ind AS 109 are not separated. Financial assets with embedded derivatives are considered in their entirety when determining whether their cash flows are solely payment of principal and interest.

Derivatives embedded in all other host contract are separated only if the economic characteristics and risks of the embedded derivative are not closely related to the economic characteristics and risks of the host and are measured at fair value through profit or loss. Embedded derivatives closely related to the host contracts are not separated.

N. Revenue recognition

Interest income



Interest income is recognised by applying the Effective Interest Rate (EIR) to the gross carrying amount of financial assets other than credit-impaired assets and financial assets classified as measured at FVTPL.

The EIR in case of a financial asset is computed

- a. As the rate that exactly discounts estimated future cash receipts through the expected life of the financial asset to the gross carrying amount of a financial asset.
- b. By considering all the contractual terms of the financial instrument in estimating the cash flows.
- c. Including all fees received between parties to the contract that are an integral part of the effective interest rate, transaction costs, and all other premiums or discounts.

Any subsequent changes in the estimation of the future cash flows is recognised in interest income with the corresponding adjustment to the carrying amount of the assets.

Interest income on credit impaired assets is recognised by applying the effective interest rate to the net amortised cost (net of loss allowance) of the financial asset.

Dividend income

Dividend income is recognised in statement of profit and loss on an accrual basis when the right to receive the dividend is established.

Fees and commission income

Fees and commissions are recognised when the Company satisfies the performance obligation, at fair value of the consideration received or receivable based on a five-step model as set out in Ind AS 115, unless included in the effective interest calculation:

Step 1: Identify contract(s) with a customer: A contract is defined as an agreement between two or more parties that creates enforceable rights and obligations and sets out the criteria for every contract that must be met.

Step 2: Identify performance obligations in the contract: A performance obligation is a promise in a contract with a customer to transfer a good or service to the customer.

Step 3: Determine the transaction price: The transaction price is the amount of consideration to which the Company expects to be entitled in exchange for transferring promised goods or services to a customer, excluding amounts collected on behalf of third parties.

Step 4: Allocate the transaction price to the performance obligations in the contract: For a contract that has more than one performance obligation, the Company allocates the transaction price to each performance obligation in an amount that depicts the amount of consideration to which the Company expects to be entitled in exchange for satisfying each performance obligation.

Step 5: Recognise revenue when (or as) the Company satisfies a performance obligation.

Q2



Fees and commission that are not directly linked to the sourcing of financial assets are recognised in the Statement of Profit and Loss on an accrual basis.

O. Employee benefits

(i) Short-term obligations

Liabilities for wages and salaries, including non-monetary benefits that are expected to be settled wholly within 12 months after the end of the period in which the employees render the related service are recognised in respect of employees' services up to the end of the reporting period and are measured at the amounts expected to be paid when the liabilities are settled. The liabilities are presented as employee benefit obligations in the balance sheet.

(ii) Compensated Absences - Other Long-Term Employee Benefits

The Company accrues the liability for compensated absences based on the actuarial valuation as at the balance sheet date conducted by an independent actuary. The net present value of the Company's obligation is determined based on the projected unit credit method as at the balance sheet date. Remeasurement gains or losses on long term compensated absences are recognised in statement of profit and loss.

(iii) Post-employment obligations

The Company operates the following post-employment schemes:

a. Gratuity – Defined Benefit Plan

The Company accounts for the liability for future gratuity benefits based on an actuarial valuation. The Company contributes to a Gratuity Fund administered by trustees and managed by Kotak Mahindra Life Insurance Company Limited, fellow subsidiary.


The liability or asset recognised in the balance sheet in respect of defined benefit gratuity plans is the present value of the defined benefit obligation at the end of the reporting period less the fair value of plan assets. The defined benefit obligation is calculated annually by actuaries using the projected unit credit method.

The present value of the defined benefit obligation is determined by discounting the estimated future cash outflows by reference to market yields at the end of the reporting period on government bonds that have terms approximating to the terms of the related obligation.

The net interest cost is calculated by applying the discount rate to the net balance of the defined benefit obligation and the fair value of plan assets. This cost is included in employee benefit expense in the statement of profit and loss.

Remeasurement gains and losses arising from experience adjustments and changes in actuarial assumptions are recognised in the period in which they occur, directly in other comprehensive income. They are included in retained earnings in the statement of changes in equity and in the balance sheet.

08



Changes in the present value of the defined benefit obligation resulting from plan amendments or curtailments are recognised immediately in statement of profit and loss as past service cost.

b. Provident Fund/Employee State Insurance Scheme - Defined Contribution Plan

The Company's contribution to provident fund and employee state insurance scheme are considered as defined contribution plans and are charged as an expense based on the amount of contribution required to be made and when services are rendered by the employees.

(iv) Other Employee Benefits

The undiscounted amount of employee benefits expected to be paid in exchange for the services rendered by employees is recognised during the period when the employee renders the service. These benefits include performance incentives.

As per the Company policy, employees of the Company are eligible for an award after completion of a specified number of years of service with the Company. The obligation is measured at the Balance Sheet date on the basis of an actuarial valuation using the projected unit credit method. This cost is included in employee benefit expense in the statement of profit and loss.



(v) Employee Share based payment

Equity-settled scheme

Equity-settled share-based payments made by the parent Company to the employees of the Company are measured at the fair value of the equity instruments at the grant date. The fair value determined at the grant date of the equity-settled share-based payments is expensed on a straight-line basis over the vesting period, based on the Company's estimate of equity instruments that will eventually vest. Fair value determined at the grant date is reduced by payment, if any, made to the parent, is recognised as deemed contribution to equity from parent.

Cash-settled scheme

The cost of cash-settled scheme (stock appreciation rights) is measured initially using fair value method at the grant date taking into account the terms and conditions upon which the instruments were granted. This fair value is amortised on a straight-line basis over the vesting period with recognition of corresponding liability. This liability is re-measured at each Balance Sheet date up to and including the settlement date with changes in fair value recognised in the



Statement of Profit and Loss in 'Share based payment to employees' under the head Employee Benefit Expense.

(vi) Bonus

The Company recognises a liability and an expense for bonuses. The Company recognises a provision where contractually obliged or where there is a past practice that has created a constructive obligation.

P. Income tax

Current and deferred tax is recognised in statement of profit and loss, except to the extent that it relates to items recognised in other comprehensive income or directly in equity. In this case, the tax is also recognised in other comprehensive income or directly in equity, respectively.

Current tax

The income tax expense or credit for the period is the tax payable on the current period's taxable income based on the applicable income tax rate for each jurisdiction adjusted by changes in deferred tax assets and liabilities attributable to temporary differences and to unused tax losses.

The current income tax charge is calculated on the basis of the tax laws enacted or substantively enacted at the end of the reporting period in the countries where the company and its subsidiaries and associates operate and generate taxable income. Management periodically evaluates positions taken in tax returns with respect to situations in which applicable tax regulation is subject to interpretation. It establishes provisions where appropriate on the basis of amounts expected to be paid to the tax authorities.


Deferred tax

Deferred income tax is provided in full, using the liability method, on temporary differences arising between the tax bases of assets and liabilities and their carrying amounts in the financial statements. Deferred income tax is also not accounted for if it arises from initial recognition of an asset or liability in a transaction other than a business combination that at the time of the transaction affects neither accounting profit nor taxable profit (tax loss). Deferred income tax is determined using tax rates (and laws) that have been enacted or substantially enacted by the end of the reporting period and are expected to apply when the related deferred income tax asset is realised or the deferred income tax liability is settled.

Deferred tax assets are recognised for all deductible temporary differences and unused tax losses only if it is probable that future taxable amounts will be available to utilise those temporary differences and losses.

Deferred tax assets and liabilities are offset when there is a legally enforceable right to offset current tax assets and liabilities and when the deferred tax balances relate to the same taxation authority. Current tax assets and tax liabilities are offset where the entity has a legally enforceable right to offset and intends either to settle on a net basis, or to realise the asset and settle the liability simultaneously.

Q. Earnings per share



Basic earnings per share is calculated by dividing the net profit or loss for the year attributable to equity shareholders (after deducting preference dividends and attributable taxes) by the weighted average number of equity shares outstanding during the financial year, adjusted for events such as bonus issue, bonus element in a rights issue, share split, and reverse share split (consolidation of shares), if any, that have changed the number of equity shares outstanding, without a corresponding change in resources. Partly paid equity shares are treated as a fraction of an equity share to the extent that they are entitled to participate in dividends relative to a fully paid equity share during the reporting period.

For the purpose of calculating diluted earnings per share, the net profit or loss for the year attributable to equity shareholders and the weighted average number of shares outstanding during the year are adjusted for the effects of all dilutive potential equity shares.

R. Leases

Company as lessee


The Company assesses whether a contract is or contains a lease, at inception of the contract. The Company recognises a right-of-use asset and a corresponding lease liability with respect to all lease arrangements in which it is the lessee, except for short-term leases (defined as leases with a lease term of 12 months or less) and leases of low value assets (such as tablets and personal computers, small items of office furniture and telephones). For these leases, the Company recognises the lease payments as an operating expense on a straight-line basis over the term of the lease unless another systematic basis is more representative of the time pattern in which economic benefits from the leased assets are consumed.

The lease liability is initially measured at the present value of the lease payments that are not paid at the commencement date, discounted by using the rate implicit in the lease. If this rate cannot be readily determined, the Company uses its incremental borrowing rate.

Lease payments included in the measurement of the lease liability comprise:

- Fixed lease payments (including in-substance fixed payments), less any lease incentives receivable;
- Variable lease payments that depend on an index or rate, initially measured using the index or rate at the commencement date;
- The amount expected to be payable by the lessee under residual value guarantees;
- The exercise price of purchase options, if the lessee is reasonably certain to exercise the options; and
- Payments of penalties for terminating the lease, if the lease term reflects the exercise of an option to terminate the lease.

The lease liability is subsequently measured by increasing the carrying amount to reflect interest on the lease liability (using the effective interest method) and by reducing the carrying amount to reflect the lease payments made.



The Company re-measures the lease liability (and makes a corresponding adjustment to the related right-of-use asset) whenever:

- the lease term has changed or there is a significant event or change in circumstances resulting in a change in the assessment of exercise of a purchase option, in which case the lease liability is remeasured by discounting the revised lease payments using a revised discount rate.
- the lease payments change due to changes in an index or rate or a change in expected payment under a guaranteed residual value, in which cases the lease liability is remeasured by discounting the revised lease payments using an unchanged discount rate (unless the lease payments change is due to a change in a floating interest rate, in which case a revised discount rate is used).
- a lease contract is modified and the lease modification is not accounted for as a separate lease, in which case the lease liability is remeasured based on the lease term of the modified lease by discounting the revised lease payments using a revised discount rate at the effective date of the modification.

The right-of-use assets comprise the initial measurement of the corresponding lease liability, lease payments made at or before the commencement day, less any lease incentives received and any initial direct costs. They are subsequently measured at cost less accumulated depreciation and impairment losses.

Right-of-use assets are depreciated over the shorter period of lease term and useful life of the underlying asset. The depreciation starts at the commencement date of the lease.

Company as lessor

Leases for which the Company is a lessor are classified as finance or operating leases. Whenever the terms of the lease transfer substantially all the risks and rewards of ownership to the lessee, the contract is classified as a finance lease. All other leases are classified as operating leases.

Accounting for Finance leases as a Lessor

Agreements are classified as finance leases, if substantially all the risks and rewards incidental to ownership of the leased asset is transferred to the lessee.

Assets given under finance leases are recognised as a receivable at an amount equal to the net investment in the lease. Finance income is allocated over the lease term on a systematic and rational basis. This income allocation is based on a pattern reflecting a constant periodic return on the net investment in the finance lease.

5. Provisions and contingent liabilities

Provisions are recognised when the enterprise has a present obligation (legal or constructive) as a result of past events, and it is probable that an outflow of resources embodying economic benefits



will be required to settle the obligation, and a reliable estimate can be made of the amount of the obligation.

Provisions are measured at the best estimate of the expenditure required to settle the present obligation at the Balance sheet date and are not discounted to its present value.

A contingent liability is a possible obligation that arises from past events whose existence will be confirmed by the occurrence or non-occurrence of one or more uncertain future events beyond the control of the Company or a present obligation that is not recognized because it is not probable that an outflow of resources will be required to settle the obligation. A contingent liability also arises in extremely rare cases where there is a liability that cannot be recognized because it cannot be measured reliably. The Company does not recognize a contingent liability but discloses its existence in the financial statements

T. Impairment of non-financial assets

Assets/cash generating units (CGU) are tested for impairment whenever events or changes in circumstances indicate that the carrying amount may not be recoverable.

An impairment loss is recognised for the amount by which the asset's carrying amount exceeds its recoverable amount. The recoverable amount is the higher of an asset's fair value less costs of disposal and value in use. Value in use is arrived at by discounting the future cash flows to their present value based on an appropriate discount factor.



Non-financial assets that suffered an impairment are reviewed for possible reversal of the impairment at the end of each reporting period.

U. Segment reporting

An operating segment is a component of the Company that engages in business activities from which it may earn revenues and incur expenses, whose operating results are regularly reviewed by the company's Chief Operating Decision Maker ("CODM") to make decisions for which discrete financial information is available. Based on the management approach as defined in Ind AS 108, the CODM evaluates the Company's performance and allocates resources based on an analysis of various performance indicators by business segments. Refer note 46 for segment information presented.

V. Cash and cash equivalents

For the purpose of presentation in the statement of cash flows, cash and cash equivalents includes cash on hand, deposits held at call with financial institutions, other short-term, highly liquid investments with original maturities of three months or less that are readily convertible to known amounts of cash and which are subject to an insignificant risk of changes in value.



W. Borrowings

Borrowings are initially recognised at fair value, net of transaction costs incurred. Borrowings are subsequently measured at amortised cost. Any difference between the proceeds (net of transaction costs) and the redemption amount is recognised in statement of profit and loss over the period of the borrowings using the effective interest method. Fees paid on the establishment of loan facilities are recognised as transaction costs of the loan to the extent that it is probable that some or all of the facility will be drawn down. In this case, the fee is deferred until the draw down occurs. To the extent there is no evidence that it is probable that some or all of the facility will be drawn down, the fee is capitalised as a prepayment for liquidity services and amortised over the period of the facility to which it relates.

X. Trade and other payables

These amounts represent liabilities for goods and services provided to the Company prior to the end of financial year which are unpaid. The amounts are unsecured and are usually paid within 30 days of recognition. They are recognised initially at their fair value and subsequently measured at amortised cost using the effective interest method.

Y. Borrowing cost

General and specific borrowing costs that are directly attributable to the acquisition, construction or production of a qualifying asset are capitalised during the period of time that is required to complete and prepare the asset for its intended use or sale. Qualifying assets are assets that necessarily take a substantial period of time to get ready for their intended use or sale. Other borrowing costs are expensed in the period in which they are incurred.

Z. Trade receivable


Trade receivables are amounts due from customers for services performed in the ordinary course of business. Trade receivables are recognised initially at the amount of consideration that is unconditional unless they contain significant financing components, when they are recognised at fair value.

The Company holds the trade receivables with the objective to collect the contractual cash flows and therefore measures them subsequently at amortised cost using the effective interest method, less loss allowance.

AA. Contributed equity

Equity shares are classified as equity.

Incremental costs directly attributable to the issue of new shares or options are shown in equity as a deduction, net of tax, from the proceeds.



Note -3 Use of estimates and judgements

The preparation of financial statements requires the use of accounting estimates which, by definition, will seldom equal the actual results. Management also needs to exercise judgement in applying the Company's accounting policies.

This note provides an overview of the areas that involved a higher degree of judgement or complexity, and of items which are more likely to be materially adjusted due to estimates and assumptions turning out to be different than those originally assessed. Detailed information about each of these estimates and judgements is included in relevant notes together with information about the basis of calculation for each affected line item in the financial statements.

The areas involving estimates or judgements are:

- (i) Estimation of defined benefit obligations
- (ii) Recognition of deferred tax assets, estimation of current tax expense and current tax payable
- (iii) Estimation of provisions and contingencies
- (iv) Fair value of employee share options
- (v) Fair value of financial instruments including unlisted equity instruments
- (vi) Business model assessment
- (vii) Impairment of financial assets
- (viii) Determination of useful life of Property, Plant and Equipment
- (ix) Determination of useful life of Intangible asset
- (x) Effective interest rate
- (xi) Evaluation of lease, lease term and discount rates.

Estimation uncertainty relating to Covid-19 in assessing the Impairment of Loans:

Accounting estimates and associated assumptions applied in preparing these financial statements, especially for determining the impairment allowance for the Company's loan receivables, are based on historical experience and other emerging / forward looking macro-economic variables considering the current impact of the pandemic. The Company has used estimation of potential stress on probability of default and exposure at default due to Covid-19 situation in developing the estimates, assumptions and management overlays to assess the impairment loss allowance on loans. Based on the sensitivity analysis of the assumptions used, the Company believes that the factors considered are reasonable under the current circumstances. Given the dynamic nature of pandemic situation, these accounting estimates are subject to uncertainty and may be affected by the severity and duration of the pandemic. In the event the impacts are more severe or prolonged than anticipated, it will have a corresponding impact on the carrying value of financial assets, the financial position and performance of the Company.


Recent amendments applicable from April 01, 2023

The Ministry of Corporate Affairs (MCA) on 31st March 2023 through Companies (Indian Accounting Standards) Amendment Rules, 2023 has notified the following amendments to IND AS which are applicable for the annual periods beginning on or after 1st April, 2023.

- IND AS 1 – Presentation of Financial Statements – This amendment requires the Company to disclose its material accounting policies rather than their significant accounting policies.

The Company will carry out a detailed review of accounting policies to determine material accounting policy information to be disclosed going forward.

Handwritten signature



KOTAK MAHINDRA PRIME LIMITED

Notes to the financial statements as at and for the year ended March 31, 2023


The Company does not expect this amendment to have any material impact in its financial statements.

- IND AS 8 – Accounting Policies, Changes in Accounting Estimates and Errors - This amendment has changed the definition of a “change in accounting estimates” to a definition of “accounting estimates”. The amendment clarifies how companies should distinguish changes in accounting policies from changes in accounting estimates.

The Company does not expect this amendment to have any material impact in its financial statements.

- IND AS 12 – Income Taxes - This amendment has done away with the recognition exemption on initial recognition of assets and liabilities that give rise to equal and offsetting temporary differences.

The Company does not expect this amendment to have any material impact in its financial statements.



KOTAK MAHINDRA PRIME LIMITED

Notes to the financial statements as at and for the year ended March 31, 2023

(All amounts in INR lakhs, unless otherwise stated)

Note 4 CASH AND CASH EQUIVALENTS

Particulars	As at March 31, 2023	As at March 31, 2022
Cash on hand	684.49	576.37
Balances with banks in current account	38,532.95	21,228.56
Cheques, drafts on hand	995.64	882.28
	40,213.08	22,687.21
Less: Impairment loss allowance (refer note 43(iii))	(14.92)	(21.10)
	40,198.16	22,666.11

Note 5 BANK BALANCE OTHER THAN CASH AND CASH EQUIVALENTS

Particulars	As at March 31, 2023	As at March 31, 2022
Fixed deposit with banks*	90.85	44.83
	90.85	44.83
Less: Impairment loss allowance (refer note 43(iii))	(0.02)	(0.01)
	90.83	44.82


* Includes Rs. 89.29 lakh (March 2022 : Rs. 44.54 lakh) for deposit under lien

Note 6 RECEIVABLES

Particulars	As at March 31, 2023	As at March 31, 2022
Amortised Cost		
Trade receivables		
Secured, considered good	-	-
Unsecured, considered good	-	6.55
	-	6.55
Less: Impairment loss allowance (refer note 43(iii))	-	(0.08)
	-	6.47

Particulars	As at March 31, 2023						Total
	Unbilled	Not Due	Less than 6 months	6 months - 1 year	1-2 years	2-3 years	
(i) Undisputed Trade Receivables - Considered good	-	-	-	-	-	-	-
(ii) Undisputed Trade Receivables - which have significant increase in credit risk	-	-	-	-	-	-	-
(iii) Undisputed Trade Receivables - Credit Impaired	-	-	-	-	-	-	-
(iv) Disputed Trade Receivables - Considered Good	-	-	-	-	-	-	-
(v) Disputed Trade Receivables - which have significant increase in credit risk	-	-	-	-	-	-	-
(vi) Disputed Trade Receivables - Credit Impaired	-	-	-	-	-	-	-
Total	-	-	-	-	-	-	-

Particulars	As at March 31, 2022						Total
	Unbilled	Not Due	Less than 6 months	6 months - 1 year	1-2 years	2-3 years	
(i) Undisputed Trade Receivables - Considered good	-	-	-	0.03	-	-	0.03
(ii) Undisputed Trade Receivables - which have significant increase in credit risk	-	-	-	-	-	-	-
(iii) Undisputed Trade Receivables - Credit Impaired	-	-	-	-	-	-	-
(iv) Disputed Trade Receivables - Considered Good	-	-	-	-	-	-	-
(v) Disputed Trade Receivables - which have significant increase in credit risk	-	-	-	-	-	-	-
(vi) Disputed Trade Receivables - Credit Impaired	-	-	-	-	-	-	-
Total	-	-	-	0.03	-	-	0.03



KOTAK MAHINDRA PRIME LIMITED

Notes to the financial statements as at and for the year ended March 31, 2023

(All amounts in INR lakhs, unless otherwise stated)

Note 7 LOANS

	Particulars	Amortised Cost	At Fair Value			Sub total	Total
			Through Other Comprehensive Income	Through profit or loss	Designated at fair value through profit or loss		
		(1)	(2)	(3)	(4)	(5=2+3+4)	(6=1+5)
As at March 31, 2023							
(A)	(i) Loans						
	- Vehicle finance	22,90,007.78	-	-	-	-	22,90,007.78
	- Structured loans	1,54,657.47	-	-	-	-	1,54,657.47
	- Personal loans	94,199.56	-	-	-	-	94,199.56
	(ii) Other lending activities	1,87,946.68	-	-	-	-	1,87,946.68
	Total Gross (A)	27,26,811.48	-	-	-	-	27,26,811.48
	Less: Impairment loss allowance (refer note 43(ii))	(52,673.24)	-	-	-	-	(52,673.24)
	Total Net (A)	26,74,138.24	-	-	-	-	26,74,138.24
(B)	(i) Secured by tangible assets	24,84,879.61	-	-	-	-	24,84,879.61
	(ii) Secured by intangible assets	-	-	-	-	-	-
	(iii) Covered by Bank/Government Guarantees	-	-	-	-	-	-
	(iv) Unsecured	2,41,931.87	-	-	-	-	2,41,931.87
	Total Gross (B)	27,26,811.48	-	-	-	-	27,26,811.48
	Less: Impairment loss allowance (refer note 43(ii))	(52,673.24)	-	-	-	-	(52,673.24)
	Total Net (B)	26,74,138.24	-	-	-	-	26,74,138.25
(C)	Loans in India						
	(i) Public Sector	-	-	-	-	-	-
	(ii) Others	27,26,811.48	-	-	-	-	27,26,811.48
	Total Gross (C)	27,26,811.48	-	-	-	-	27,26,811.48
	Less: Impairment loss allowance (refer note 43(ii))	(52,673.24)	-	-	-	-	(52,673.24)
	Total Net (C)	26,74,138.24	-	-	-	-	26,74,138.24
As at March 31, 2022							
(A)	(i) Loans						
	- Vehicle finance	18,12,243.74	-	-	-	-	18,12,243.74
	- Structured loans	3,48,279.00	-	-	-	-	3,48,279.00
	- Personal loans	70,677.24	-	-	-	-	70,677.24
	(ii) Other lending activities	1,36,878.88	-	-	-	-	1,36,878.88
	Total Gross (A)	23,68,078.87	-	-	-	-	23,68,078.87
	Less: Impairment loss allowance (refer note 43(ii))	(58,814.86)	-	-	-	-	(58,814.86)
	Total Net (A)	23,09,264.01	-	-	-	-	23,09,264.01
(B)	(i) Secured by tangible assets	20,78,944.43	-	-	-	-	20,78,944.43
	(ii) Secured by intangible assets	-	-	-	-	-	-
	(iii) Covered by Bank/Government Guarantees	-	-	-	-	-	-
	(iv) Unsecured	2,89,134.44	-	-	-	-	2,89,134.44
	Total Gross (B)	23,68,078.87	-	-	-	-	23,68,078.87
	Less: Impairment loss allowance (refer note 43(ii))	(58,814.86)	-	-	-	-	(58,814.86)
	Total Net (B)	23,09,264.01	-	-	-	-	23,09,264.01
(C)	Loans in India						
	(i) Public Sector	-	-	-	-	-	-
	(ii) Others	23,68,078.87	-	-	-	-	23,68,078.87
	Total Gross (C)	23,68,078.87	-	-	-	-	23,68,078.87
	Less: Impairment loss allowance (refer note 43(ii))	(58,814.86)	-	-	-	-	(58,814.86)
	Total Net (C)	23,09,264.01	-	-	-	-	23,09,264.01



KOTAK MAHINDRA PRIME LIMITED

Notes to the financial statements as at and for the year ended March 31, 2023

(All amounts in INR lakhs, unless otherwise stated)

Note 8 INVESTMENTS

	Particulars	Amortised Cost	At Fair Value		Sub total	Total
			Through Other Comprehensive Income	Through profit or loss		
		(1)	(2)	(3)	(4=2+3)	(5=1+4)
	As at March 31, 2023					
(A)	Mutual funds	-	-	-	-	-
	Government securities & Treasury Bills	-	1,73,026.07	-	1,73,026.07	1,73,026.07
	Debentures	1,84,440.60	22,258.75	19,972.99	42,231.74	2,26,672.34
	Equity Instruments*	-	2,45,028.77	-	2,45,028.77	2,45,028.77
	Alternate Investment Fund	-	-	15,013.83	15,013.83	15,013.83
	Total Gross (A)	1,84,440.60	4,40,313.59	34,986.82	4,75,300.41	6,59,741.01
(B)	(i) Investments outside India	-	-	-	-	-
	(ii) Investments in India	1,84,440.60	4,40,313.59	34,986.82	4,75,300.41	6,59,741.01
	Total (B)					
	Less: Impairment allowance (refer note 43(ii))	(293.62)	-	-	-	(293.62)
	Total Net	1,84,146.98	4,40,313.59	34,986.82	4,75,300.41	6,59,447.39
	As at March 31, 2022					
(A)	Mutual funds	-	-	10,002.82	10,002.82	10,002.82
	Government securities & Treasury Bills	-	1,79,831.76	-	1,79,831.76	1,79,831.76
	Debentures	2,04,827.70	22,621.96	-	22,621.96	2,27,449.66
	Equity Instruments*	-	2,35,528.94	-	2,35,528.94	2,35,528.94
	Total Gross (A)	2,04,827.70	4,37,982.67	10,002.82	4,47,985.48	6,52,813.18
(B)	(i) Investments outside India	-	-	-	-	-
	(ii) Investments in India	2,04,827.70	4,37,982.67	10,002.82	4,47,985.48	6,52,813.18
	Total (B)					
	Less: Impairment allowance (refer note 43(ii))	(904.78)	-	-	-	(904.78)
	Total Net	2,03,922.92	4,37,982.67	10,002.82	4,47,985.48	6,51,908.40



KOTAK MAHINDRA PRIME LIMITED

Notes to the financial statements as at and for the year ended March 31, 2023

(All amounts in INR lakhs, unless otherwise stated)

Note 8 INVESTMENTS***Note - Equity shares designated as at fair value through other comprehensive income**

Investment in equity shares	Fair value at March 31, 2022	Movement during the year	Fair value at March 31, 2023
Phoenix ARC Private Limited	11,802.44	1,669.10	13,471.55
Kotak Mahindra Life Insurance Company Limited	2,23,726.50	7,830.72	2,31,557.22
	2,35,528.94	9,499.82	2,45,028.77

Investment in equity shares	Fair value at March 31, 2021	Movement during the year	Fair value at March 31, 2022
Phoenix ARC Private Limited	12,321.10	(518.66)	11,802.44
Kotak Mahindra Life Insurance Company Limited	2,05,633.52	18,092.98	2,23,726.50
	2,17,954.62	17,574.32	2,35,528.94

No strategic investments were disposed off during the year.

Note 9 OTHER FINANCIAL ASSETS

Particulars	As at March 31, 2023	As at March 31, 2022
Lease deposits	225.99	214.22
Other deposits	941.51	906.38
Other receivables	597.05	202.17
	1,764.55	1,322.77
Less: Impairment loss allowance (refer note 43(ii))	(11.60)	(15.66)
	1,752.95	1,307.11



KOTAK MAHINDRA PRIME LIMITED

Notes to the financial statements as at and for the year ended March 31, 2023

(All amounts in INR lakhs, unless otherwise stated)


Note 10 PROPERTY, PLANT AND EQUIPMENT

Particulars	Buildings	Furniture and fixtures	Vehicles	Office equipment	Computers	Leasehold improvements	Right-of-use Assets	Total
As at March 31, 2022								
Gross carrying amount								
Opening gross carrying amount	10.60	24.61	383.72	142.43	392.61	357.21	2,130.42	3,441.60
Additions	-	0.92	30.93	12.15	469.80	57.90	521.46	1,092.56
Disposals	-	(0.45)	(72.47)	(0.21)	(26.34)	-	(381.86)	(481.33)
Closing gross carrying amount	10.60	25.08	342.18	154.37	836.07	414.51	2,270.02	4,052.83
Accumulated depreciation	1.16	17.83	221.52	89.53	258.94	264.02	1,264.26	2,117.26
Depreciation charge during the year	0.29	2.24	92.28	24.21	149.68	45.77	311.81	626.28
Disposals	-	(0.45)	(63.30)	(0.15)	(8.33)	-	(378.84)	(451.07)
Closing accumulated depreciation	1.45	19.62	250.50	113.59	400.29	309.79	1,197.23	2,292.47
Net carrying amount	9.15	5.46	91.68	40.78	435.78	104.72	1,072.79	1,760.36
As at March 31, 2023								
Gross carrying amount								
Opening gross carrying amount	10.60	25.08	342.18	154.37	836.07	414.51	2,270.02	4,052.83
Additions	-	62.99	160.92	122.53	957.82	227.02	980.74	2,512.02
Disposals	-	12.48	115.45	20.37	175.83	-	17.90	342.03
Closing gross carrying amount	10.60	100.55	618.55	297.27	1,968.72	641.53	3,256.65	6,906.87
Accumulated depreciation	1.45	19.62	250.50	113.59	400.29	309.79	1,197.23	2,292.47
Depreciation charge during the year	0.30	14.86	87.78	51.25	398.86	76.50	391.35	1,020.89
Disposals	-	12.51	112.17	19.74	174.01	-	17.90	336.32
Closing accumulated depreciation	1.75	46.99	450.45	184.58	973.16	386.30	1,606.49	3,649.76
Net carrying amount	8.86	53.56	168.10	112.69	995.57	255.24	1,650.17	3,257.11

Note: Impairment loss and reversal of impairment loss

There is no impairment loss recognised for property, plant and equipment.

Signature



KOTAK MAHINDRA PRIME LIMITED

Notes to the financial statements as at and for the year ended March 31, 2023

(All amounts in INR lakhs, unless otherwise stated)

Note 10 PROPERTY, PLANT AND EQUIPMENT

Note 10(a) Capital Work in Progress


Particulars	Balance as at 1 April, 2022	Additions	Deductions	Balance as at 31 March, 2023
Capital Work-in Progress	144.60	213.12	(136.89)	220.83
Total	144.60	213.12	(136.89)	220.83

Particulars	Balance as at 1 April, 2021	Additions	Deductions	Balance as at 31 March, 2022
Capital Work-in Progress	164.63	144.60	(164.63)	144.60
Total	164.63	144.60	(164.63)	144.60

Note 10(b) Investment Property

Particulars	Amount
As at March 31, 2022	
Gross carrying amount	
Opening gross carrying amount	2,635.41
Additions	-
Disposals	-
Closing gross carrying amount	2,635.41
Accumulated depreciation	536.38
Depreciation charge during the year	45.33
Disposals	-
Closing accumulated depreciation	581.71
Net carrying amount	2,053.70
As at March 31, 2023	
Gross carrying amount	
Opening gross carrying amount	2,635.41
Additions	-
Disposals	-
Closing gross carrying amount	2,635.41
Accumulated depreciation	581.71
Depreciation charge during the year	45.31
Disposals	-
Closing accumulated depreciation	627.02
Net carrying amount	2,008.39

BP



KOTAK MAHINDRA PRIME LIMITED

Notes to the financial statements as at and for the year ended March 31, 2023

(All amounts in INR lakhs, unless otherwise stated)

Note 11(a) INTANGIBLE ASSETS UNDER DEVELOPMENT

Particulars	Computer Software	Total
As at March 31, 2022		
Opening carrying amount	-	-
Additions	214.15	214.15
Deductions	(189.11)	(189.11)
Closing carrying amount	25.05	25.05
As at March 31, 2023		
Opening carrying amount	25.05	25.05
Additions	13.57	13.57
Disposals	(3.25)	(3.25)
Closing carrying amount	35.37	35.37

Note 11(b) OTHER INTANGIBLE ASSETS

Particulars	Computer Software	Total
As at March 31, 2022		
Gross carrying amount		
Opening gross carrying amount	515.66	515.66
Additions	297.78	297.78
Disposals	-	-
Closing gross carrying amount	813.44	813.44
Accumulated amortisation	398.41	398.41
Amortisation recognised for the year	112.15	112.15
Disposals	-	-
Closing accumulated amortisation	510.56	510.56
Net carrying amount	302.88	302.88
As at March 31, 2023		
Gross carrying amount		
Opening gross carrying amount	813.44	813.44
Additions	154.15	154.15
Disposals	-	-
Closing gross carrying amount	967.59	967.59
Accumulated amortisation	510.56	510.56
Amortisation recognised for the year	203.35	203.35
Disposals	-	-
Closing accumulated amortisation	713.91	713.91
Net carrying amount	253.68	253.68

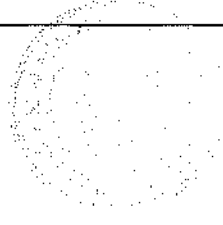
Note: Impairment loss and reversal of impairment loss

There is no impairment loss recognised for intangible assets.

Note 12 OTHER NON-FINANCIAL ASSETS

Particulars	As at March 31, 2023	As at March 31, 2022
Prepaid expenses	862.85	410.95
Balances with government authorities		
(i) VAT credit receivable	445.64	114.36
(ii) GST Input receivable	3,598.21	2,214.37
Advances to suppliers	-	370.10
Advances to employees	213.03	175.77
Gratuity (refer note 41 (ii) A)	-	81.65
Others	121.85	284.13
Total	5,241.58	3,651.34

102



KOTAK MAHINDRA PRIME LIMITED

Notes to the financial statements as at and for the year ended March 31, 2023

(All amounts in INR lakhs, unless otherwise stated)

Note 13 DERIVATIVE FINANCIAL INSTRUMENTS

The Company enters into derivatives for risk management purposes. Derivatives held for risk management purposes include hedges that either meet the hedge accounting requirements or hedges that are economic hedges, but the Company has elected not to apply hedge accounting requirements.

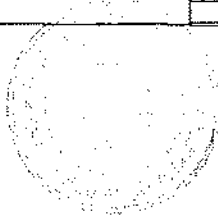
The company also has embedded option liability in the form of embedded derivative in Nifty linked debentures.

The table below shows the fair values of derivative financial instruments recorded as liabilities together with their notional amounts. The notional amounts indicate the value of transactions outstanding at the year end and are not indicative of either the market risk or credit risk.

Particulars	Notional Amounts	Fair Value - Assets/ (Liabilities)
As at March 31, 2023		
Part I		
-Embedded option on market linked debentures	NA	53.11
-Cross Currency Swaps	12,500.00	929.41
Total Derivative financial instruments	12,500.00	982.52
Part II		
Included in above (Part I) are derivatives held for hedging and risk management purposes as follows:		
Undesignated derivatives	NA	982.52
Total derivative financial instruments	-	982.52
As at March 31, 2022		
Part I		
-Embedded option on market linked debentures	NA	(2,667.50)
-Cross Currency Swaps	55,000.00	(382.13)
Total Derivative financial instruments	55,000.00	(3,049.63)
Part II		
Included in above (Part I) are derivatives held for hedging and risk management purposes as follows:		
Undesignated derivatives	NA	(3,049.63)
Total derivative financial instruments	-	(3,049.63)

*NA- Not applicable

DR



KOTAK MAHINDRA PRIME LIMITED
Notes to the financial statements as at and for the year ended March 31, 2023
(All amounts in INR lakhs, unless otherwise stated)
Note 14 TRADE PAYABLES

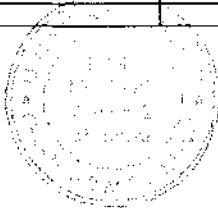
Particulars	As at March 31, 2023	As at March 31, 2022
Trade payables (Refer Note (i) below) :		
(I) Due to micro and small enterprises	160.05	-
Total (A)	160.05	-
(II) Dues to others		
(i) Payable to dealers towards financing activities	20,734.66	39,583.03
(ii) Other Payables	31,718.11	18,054.21
Total (B)	52,452.77	57,637.24
Total (A+B)	52,612.82	57,637.24

Particulars	As at March 31, 2023					Total
	Unbilled	Less than 1	1-2 years	2-3 years	More than 3 years	
(i) Undisputed dues - MSME	-	160.05	-	-	-	160.05
(ii) Undisputed dues - Others	9,479.06	32,626.99	3,279.52	1,073.34	5,993.86	52,452.77
(iii) Disputed dues - MSME	-	-	-	-	-	-
(iv) Disputed dues - Others	-	-	-	-	-	-
Total	9,479.06	32,787.04	3,279.52	1,073.34	5,993.86	52,612.82

Particulars	As at March 31, 2022					Total
	Unbilled	Less than 1 Year	1-2 years	2-3 years	More than 3 years	
(i) Undisputed dues - MSME	-	-	-	-	-	-
(ii) Undisputed dues - Others	6,963.35	39,244.87	3,727.94	1,221.13	6,479.95	57,637.24
Total	6,963.35	39,244.87	3,727.94	1,221.13	6,479.95	57,637.24

Dues payable to Micro and Small Enterprises under the Micro, Small and Medium Enterprises Development Act 2006:

Particulars	As at March 31, 2023	As at March 31, 2022
(i) Principal amount remaining Unpaid to any supplier as at the end of the accounting year.	157.41	-
(ii) Interest due thereon remaining unpaid to any supplier as at the end of the accounting year.	2.64	-
(iii) The amount of interest paid along with the amounts of the payment made to the supplier beyond appointed day.	-	-
(iv) The amount of interest due and payable for the year.	-	-
(v) The amount of interest accrued and remaining unpaid at the end of the accounting year.	-	-
(vi) The amount of further interest due and payable even in the succeeding year, until such date when the interest dues as above are actually paid.	-	-
Total	160.05	-

BN


KOTAK MAHINDRA PRIME LIMITED
Notes to the financial statements as at and for the year ended March 31, 2023
(All amounts in INR lakhs, unless otherwise stated)
Note 15 DEBT SECURITIES

Particulars	At Amortised Cost	At Fair Value Through Profit or Loss	Designated at fair value through profit or loss	Total
	(1)	(2)	(3)	(4 = 1+2+3)
As at March 31, 2023				
Deep discount debentures (Secured)	1,20,111.93	-	-	1,20,111.93
Non convertible debentures (Secured)	13,86,340.07	-	-	13,86,340.07
Market linked debentures (Secured)	10,982.56	-	-	10,982.56
Total (A)	15,17,434.56	-	-	15,17,434.56
Debt securities in India	15,17,434.56	-	-	15,17,434.56
Debt securities outside India	-	-	-	-
Total (B)	15,17,434.56	-	-	15,17,434.56
As at March 31, 2022				
Deep discount debentures (Secured)	1,00,026.80	-	-	1,00,026.80
Non convertible debentures (Secured)	10,90,559.29	-	-	10,90,559.29
Market linked debentures (Secured)	18,830.39	-	-	18,830.39
Total (A)	12,09,416.48	-	-	12,09,416.48
Debt securities in India	12,09,416.48	-	-	12,09,416.48
Debt securities outside India	-	-	-	-
Total (B)	12,09,416.48	-	-	12,09,416.48

Note:-

The Debentures are redeemable at par / premium. All debt securities as stated above are secured by way of first and pari-passu hypothecation in favour of Debenture Trustee on the Company's movable assets such as receivables arising out of loan, lease, book debts, current assets and investments (excluding investments made pursuant to regulatory requirement and strategic investments of the Company which are in the nature of equity shares, preference shares and venture capital units or any receivables therefrom) and / or by way of a first and pari passu mortgage on the Company's immovable property of Rs. 18.07 lakh (at cost) with charge created in favour of Debenture Trustee.

The gross carrying amount of assets (other than immovable property) on which pari-passu charge is created are as follows:-

Particulars	As at March 31, 2023	As at March 31, 2022
Loans	27,26,811.48	23,68,078.86
Investments (excluding strategic investments, Government securities & Treasury Bills)	2,26,672.34	2,37,452.47
Cash and cash equivalents	40,213.08	22,687.21
Bank balance other than cash and cash equivalents	69.58	0.29
Other financial assets	2,087.83	1,767.01
	29,95,854.31	26,29,985.84

682

KOTAK MAHINDRA PRIME LIMITED

MUMBAI
CHARTERED ACCOUNTANTS

Terms of repayment schedule of debt securities:-

Instrument with repayment terms	Maturity Date	As at March 31, 2023			As at March 31, 2022		
		Interest Rate Range (%)	Carrying amount	Face Value	Interest Rate Range (%)	Carrying amount	Face Value
Deep discount debentures Repayable at Maturity							
	May-22	-	-	-	4.30 to 8.70	10,616.79	10,690.00
	Aug-22	-	-	-	5.25	5,393.06	5,500.00
	Mar-23	-	-	-	7.65	1,859.00	2,000.00
	Apr-23	5.25	25,428.52	25,500.00	5.25	24,158.52	25,500.00
	Nov-23	5.15	33,890.72	35,000.00	5.15	32,230.75	35,000.00
	Jan-24	5.7 to 5.8	36,702.50	38,500.00	5.7 to 5.8	25,768.68	28,500.00
	Jan-25	7.55 to 7.00	24,090.19	27,500.00	-	-	-
			1,20,111.93	1,26,500.00		1,00,026.80	1,07,190.00

Non convertible debentures

Fixed Interest Rate; Repayable at Maturity; Issued at par/premium/discount
Related parties:

	Sep-22	-	-	-	5.15	3,591.32	3,500.00
	Jan-23	-	-	-	7.56	2,026.58	2,000.00
	Jul-23	5.37	25,937.78	25,000.00	5.37	25,937.37	25,000.00
	Sep-23	5.50	515.42	500.00	5.50	515.36	500.00
	Oct-23	5.50	30,833.42	30,000.00	5.50	30,944.12	30,000.00
	Dec-23	5.00	20,270.99	20,000.00	5.00	20,270.68	20,000.00
	Mar-24	6.00	20,055.57	20,000.00	6.00	20,055.24	20,000.00
	Jun-24	5.40	15,286.97	15,000.00	-	-	-
	Sep-24	5.40	20,569.10	20,000.00	-	-	-
	May-25	7.88	5,083.41	5,000.00	0.00	-	-
	Feb-26	7.92	12,606.19	12,500.00	-	-	-

Others:

	Aug-22	-	-	-	5.23	31,024.92	30,000.00
	Sep-22	-	-	-	5.15	42,568.90	41,500.00
	Nov-22	-	-	-	7.40	25,593.04	25,000.00
	Dec-22	-	-	-	8.08	51,128.36	50,000.00
	Jan-23	-	-	-	7.56	32,217.44	31,500.00
	Feb-23	-	-	-	4.98 to 7.64	70,681.45	70,200.00
	Mar-23	-	-	-	4.98	40,013.23	40,000.00
	May-23	5.25	17,774.46	17,000.00	5.25	17,773.92	17,000.00
	Jul-23	5.37	5,187.56	5,000.00	5.37	5,187.47	5,000.00
	Aug-23	5.5	51,695.61	50,000.00	5.50	51,692.72	50,000.00
	Sep-23	5.5	30,409.75	29,500.00	5.50	30,406.31	29,500.00
	Oct-23	5.5	30,782.86	30,000.00	5.50	30,800.89	30,000.00
	Nov-23	5.49	51,094.40	50,000.00	5.49	50,779.67	50,000.00
	Dec-23	5	70,822.48	70,000.00	5.00	70,669.31	70,000.00
	Feb-24	5.8	60,348.81	60,000.00	5.80	60,322.29	60,000.00
	Mar-24	5.44 to 6.00	60,503.61	60,000.00	6.00	60,315.14	60,000.00
	Apr-24	5.66	21,076.47	20,000.00	5.66	21,042.00	20,000.00
	May-24	5.55	20,959.47	20,000.00	5.55	20,942.93	20,000.00
	Jun-24	5.4	41,062.49	40,000.00	5.40	41,545.73	40,000.00
	Jul-24	5.7	26,517.22	25,500.00	5.7	26,499.59	25,500.00
	Sep-24	5.4	33,427.00	32,500.00	5.4	33,978.58	32,500.00
	Oct-24	5.74	78,434.19	76,500.00	5.74	78,348.24	76,500.00
	Nov-24	5.79	31,646.82	31,000.00	5.79	31,561.61	31,000.00
	Dec-24	7.9	61,278.97	60,000.00	0	-	-
	Feb-25	7.88	27,765.79	27,500.00	-	-	-
	Mar-25	6.2	50,125.76	50,000.00	6.2	50,124.93	50,000.00
	Apr-25	6.55	47,119.21	45,000.00	0	-	-
	May-25	7.88	36,446.67	36,000.00	0	-	-
	Jun-25	8.25	40,178.92	40,000.00	0	-	-
	Jul-25	7.72 to 7.84	14,820.08	14,000.00	0.00	-	-
	Aug-25	7.38	20,878.36	20,000.00	0	-	-
	Sep-25	7.37	54,149.62	52,500.00	0	-	-
	Oct-25	7.86 to 8.28	24,366.53	23,600.00	0	-	-
	Nov-25	7.92	30,279.54	30,000.00	0	-	-
	Dec-25	7.8	12,786.12	12,500.00	0	-	-
	Jan-26	7.90	44,759.15	44,000.00	0	-	-
	Feb-26	7.92	24,708.14	24,500.00	0	-	-
	Jun-26	8.26	35,142.01	35,000.00	0	-	-
	Aug-26	7.48	18,277.57	17,500.00	0	-	-
	Jul-27	7.79	21,087.57	20,000.00	0	-	-
	Sep-27	7.99	20,642.20	20,000.00	0	-	-
	Feb-28	8.05	18,625.72	18,500.00	0	-	-
			13,86,340.07	13,55,600.00		10,90,559.29	10,74,200.00

66/



Terms of repayment schedule of debt securities:-

Instrument with repayment terms	Maturity Date	As at March 31, 2023			As at March 31, 2022		
		Interest Rate Range (%)	Carrying amount	Face Value	Interest Rate Range (%)	Carrying amount	Face Value
Market linked debentures							
Fixed interest Rate; Repayable at Maturity;							
Related parties:							
Others:							
	Dec-22	-	-	-	7.62	4,770.58	5,000.00
	Feb-23	-	-	-	5.49	9,543.19	10,000.00
	Mar-24	5.44	4,995.48	5,000.00	5.44	4,516.62	5,000.00
	Jul-25	7.72	5,987.68	6,000.00	-	-	-
			10,982.56	11,000.00		18,830.39	20,000.00

DB



KOTAK MAHINDRA PRIME LIMITED

Notes to the financial statements as at and for the year ended March 31, 2023
(All amounts in ₹ lakhs, unless otherwise stated)

Note 16 BORROWINGS (OTHER THAN DEBT SECURITIES)

Particulars	Amortised Cost	At Fair Value Through Profit or Loss	Designated at fair value through profit or loss	Total
	(1)	(2)	(3)	(4 = 1+2+3)
As at March 31, 2023				
(a) Term loans (Secured)				
(i) from banks	95,197.63	-	-	95,197.63
(b) Inter corporate deposits (Unsecured)	5,269.18	-	-	5,269.18
(c) Cash credit from banks				
- Secured	17,875.34	-	-	17,875.34
- Unsecured	1,342.53	-	-	1,342.53
(d) Commercial paper (Unsecured)	4,46,031.38	-	-	4,46,031.38
(e) Book overdraft balance (Secured)	-	-	-	-
(a) Loans repayable on demand				
(i) from banks (Secured)	1,44,400.00	-	-	1,44,400.00
(ii) from banks (Unsecured)	20,000.00	-	-	20,000.00
Total (A)	7,32,116.06	-	-	7,32,116.06
Borrowings in India	7,32,116.06	-	-	7,32,116.06
Borrowings outside India	-	-	-	-
Total (B)	7,32,116.06	-	-	7,32,116.06
Secured Borrowings	2,57,472.97	-	-	2,57,472.97
Unsecured Borrowings	4,74,643.09	-	-	4,74,643.09
Total (C)	7,32,116.06	-	-	7,32,116.06
As at March 31, 2022				
(a) Term loans (Secured)				
(i) from banks	74,826.30	-	-	74,826.30
(b) Inter corporate deposits (Unsecured)	12,136.54	-	-	12,136.54
(c) Cash credit from banks				
- Secured	11,774.11	-	-	11,774.11
- Unsecured	-	-	-	-
(d) Commercial paper (Unsecured)	5,69,966.95	-	-	5,69,966.95
(e) Book overdraft balance (Secured)	0.08	-	-	0.08
(a) Loans repayable on demand				
(i) from banks (Secured)	60,400.00	-	-	60,400.00
Total (A)	7,29,103.98	-	-	7,29,103.98
Borrowings in India	7,29,103.98	-	-	7,29,103.98
Borrowings outside India	-	-	-	-
Total (B)	7,29,103.98	-	-	7,29,103.98
Secured Borrowings	1,47,000.48	-	-	1,47,000.48
Unsecured Borrowings	5,82,103.50	-	-	5,82,103.50
Total (C)	7,29,103.98	-	-	7,29,103.98


Note:

The term loans from banks are secured by first and pari-passu and non-exclusive charge by way of hypothecation / mortgage of charged assets such as receivables arising out of loans and lease, book debts, current assets and investments (excluding investments made pursuant to regulatory requirement and strategic investments of the Company which are in the nature of equity shares, preference shares and Alternate Investment Fund or any receivables therefrom) and / or mortgage on the Company's immovable property of Rs. 18.07 lakh (at Cost) ranking pari-passu with charge created in favour of Security Trustee.

The gross carrying amount of assets on which pari-passu charge is created are as follows:

Particulars	As at March 31, 2023	As at March 31, 2022
Loans	27,26,811.48	29,68,078.86
Investments (excluding strategic investments, Government securities & Treasury Bills and preference shares)	2,26,672.34	2,37,457.48
Cash and cash equivalents	40,213.08	22,687.21
Bank balance other than cash and cash equivalents	69.58	0.29
Other Financial assets	2,087.83	1,767.01
	29,95,854.31	26,29,985.84

06



KOTAK MAHINDRA PRIME LIMITED

Notes to the financial statements as at and for the year ended March 31, 2023

(All amounts in INR lakhs, unless otherwise stated)

Terms of repayment schedule of borrowings other than debt securities:-

Instrument with repayment terms	Maturity Date	As at March 31, 2023			As at March 31, 2022		
		Interest Rate Range (%)	Carrying amount	Face Value	Interest Rate Range (%)	Carrying amount	Face Value
Term loan from banks							
Related parties:							
Fixed Interest Rate; Repayable in a Single Instalment							
	Apr-22	-	-	-	6.25	27,375.60	-
	May-22	-	-	-	6.45	14,991.26	-
	May-23	5.98	13,484.92	12,500.00	5.98	17,438.44	12,500.00
Others							
Floating Interest Rate; Repayable in eight half yearly instalments	Jan-25	Repo+Spread	5,008.69	5,000.00	Repo+Spread	5,006.44	5,000.00
Floating Interest Rate; Repayable in six half yearly instalments	Mar-25	Repo+Spread	5,038.03	5,000.00	Repo+Spread	5,014.56	5,000.00
Floating Interest Rate; Repayable in six half yearly instalments	Mar-25	Repo+Spread	6,666.00	6,666.00	Repo+Spread	10,000.00	10,000.00
Floating Interest Rate; Repayable in six half yearly instalments	Mar-26	Repo+Spread	25,000.00	25,000.00	-	-	-
Floating Interest Rate; Repayable in two equal annual instalments	Jun-26	Repo+Spread	10,000.00	10,000.00	-	-	-
Floating Interest Rate; Repayable in six equal half yearly instalments	Aug-26	Repo+Spread	15,000.00	15,000.00	-	-	-
Floating Interest Rate; Repayable in two equal annual instalments	Mar-28	Repo+Spread	15,000.00	15,000.00	-	-	-
			95,197.63	94,166.00		74,826.30	32,500.00
Inter corporate deposits							
Fixed Interest Rate; Repayable at Maturity							
	Jun-22	-	-	-	4.50	7,071.90	7,000.00
	Apr-23	5.23	5,269.18	5,000.00	4.60	5,064.64	5,000.00
			5,269.18	5,000.00		12,136.54	12,000.00
Cash credit from banks							
Fixed Interest Rate; Repayable in a Single Instalment							
	Jun-22	-	-	-	7.25	7,882.65	7,900.00
	Sep-22	-	-	-	7.30	3,891.45	3,900.00
	Mar-23	7.85 - 7.90	17,875.34	17,900.00	-	-	-
			17,875.34	17,900.00		11,774.10	3,900.00
Commercial paper							
Repayable at Maturity							
	Apr-22	-	-	-	4.35 to 4.38	62,452.43	62,500.00
	May-22	-	-	-	4.40	64,737.45	65,000.00
	Jun-22	-	-	-	4.2 to 4.43	1,11,593.82	1,12,500.00
	Jul-22	-	-	-	4.2 to 4.40	86,485.10	87,500.00
	Aug-22	-	-	-	4.2 to 4.55	36,931.44	37,500.00
	Sep-22	-	-	-	4.55	24,528.41	25,000.00
	Oct-22	-	-	-	4.65 to 4.74	80,509.67	82,500.00
	Nov-22	-	-	-	4.72	-	-
	Nov-22	-	-	-	4.7 to 4.72	47,166.67	48,500.00
	Dec-22	-	-	-	4.79	21,799.35	22,500.00
	Jan-23	-	-	-	4.84	93,762.61	95,000.00
	Apr-23	5.30 - 7.40	57,465.40	57,500.00	-	-	-
	May-23	6.53 - 7.40	54,696.36	55,000.00	-	-	-
	Jun-23	6.60	31,151.84	31,500.00	-	-	-
	Jul-23	6.77 - 7.19	55,528.40	56,500.00	-	-	-
	Aug-23	6.8 - 7.95	48,805.39	50,000.00	-	-	-
	Sep-23	7.20	58,077.14	60,000.00	-	-	-
	Oct-23	7.30	24,127.80	25,000.00	-	-	-
	Jan-24	7.85 - 7.90	78,704.10	83,500.00	-	-	-
	Feb-24	7.95 - 8.00	37,474.95	40,000.00	-	-	-
			4,46,031.38	4,59,000.00		5,69,966.95	5,78,500.00
Loans repayable on demand from banks (WCOL)							
Fixed Interest Rate; Repayable in a Single Instalment							
	May-22	-	-	-	4.76 to 4.78	30,000.00	30,000.00
	Jun-22	-	-	-	4.78 to 7.25	30,400.00	30,400.00
	Jun-23	7.85 - 8.20	14,400.00	14,400.00	0	-	-
	(A)		14,400.00	14,400.00		60,400.00	60,400.00
Floating Interest Rate; Repayable in a Single Instalment							
	May-23	3M TBILL+Spread	39,950.47	40,000.00	-	-	-
	May-23	2M TBILL+Spread	20,000.00	20,000.00	-	-	-
	Jun-23	3M TBILL+Spread	20,003.89	20,000.00	-	-	-
	Jul-23	3M TBILL+Spread	30,005.64	30,000.00	-	-	-
	Aug-23	Repo+Spread	40,000.00	40,000.00	-	-	-
	(B)		1,50,000.00	1,50,000.00		-	-
Total loans repayable on demand from banks	(A)+(B)		1,64,400.00	1,64,400.00		60,400.00	60,400.00

P



KOTAK MAHINDRA PRIME LIMITED

Notes to the financial statements as at and for the year ended March 31, 2023

(All amounts in INR lakhs, unless otherwise stated)

Note 17 DEPOSITS

Particulars	As at March 31, 2023	As at March 31, 2022
At Amortised Cost		
(i) From others	177.49	145.01
Lease deposits		
Total	177.49	145.01


Note 18 SUBORDINATED LIABILITIES

Particulars	As at March 31, 2023	As at March 31, 2022
At Amortised Cost		
Redeemable Non-Convertible Debentures (Unsecured)	14,376.15	19,557.84
Total (A)	14,376.15	19,557.84
Subordinated liabilities in India	14,376.15	19,557.84
Subordinated liabilities outside India		
Total (B)	14,376.15	19,557.84

Note:

Terms of repayment schedule of subordinated liabilities:-

Instrument with repayment terms	Maturity Date	As at March 31, 2023			As at March 31, 2022		
		Interest Rate Range (%)	Carrying amount	Face Value	Interest Rate Range (%)	Carrying amount	Face Value
Redeemable Non-Convertible Debentures							
Fixed Interest Rate; Repayable at Maturity							
Related parties:	Sep-22	-	-	-	10.4	2,632.49	2,500.00
	Jun-23	10.5	4,116.22	4,000.00	10.5	4,116.22	4,000.00
	Dec-27	8.25	10,259.93	10,000.00	8.25	10,259.94	10,000.00
Others:	Jan-23	-	-	-	9.9	2,549.19	2,500.00
			14,376.15	14,000.00		19,557.84	19,000.00



KOTAK MAHINDRA PRIME LIMITED

Notes to the financial statements as at and for the year ended March 31, 2023

(All amounts in INR lakhs, unless otherwise stated)

Note 19 OTHER FINANCIAL LIABILITIES

Particulars	As at March 31, 2023	As at March 31, 2022
(a) Employee benefits payable	1,063.79	802.43
(b) Advances received against loan/lease agreements	5,144.09	8,864.83
(c) Lease Liability	1,852.25	1,256.82
Total	8,060.13	10,924.08

Note 20 PROVISIONS

Particulars	As at March 31, 2023	As at March 31, 2022
(a) Provision for employee benefits		
(i) Gratuity (refer note 41 (ii) A)	158.42	-
(ii) Compensated absences (refer note 41 i)	138.84	531.44
(iii) Stock appreciation rights (SARs) (refer note 42 (iii))	292.05	146.81
(iv) Long Service Award (refer note 41 i)	60.24	74.78
(b) Others		
(i) Contingencies (refer note below)	-	2.00
(ii) Provision against legal cases	158.94	-
(iii) Provision against un-utilized limits on loans	64.23	56.93
Total	872.72	811.96

Note :

(a){ii} Compensated absences

Particulars	As at March 31, 2023	As at March 31, 2022
Opening balance	531.44	498.44
Additional provision recognised during the year	-	33.54
Payment/ Reversals during the year	(392.60)	(0.54)
Closing balance	138.84	531.44

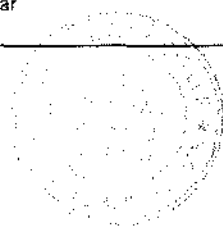
(a){iii} Stock appreciation rights (SARs)

Particulars	As at March 31, 2023	As at March 31, 2022
Opening balance	146.81	150.70
Additional provision recognised during the year	188.53	112.14
Payment/ Reversals during the year	(43.29)	(116.03)
Closing balance	292.05	146.81

(a){iv} Long Service Award

Particulars	As at March 31, 2023	As at March 31, 2022
Opening balance	74.78	70.57
Additional provision recognised during the year	-	15.56
Payment/ Reversals during the year	(14.54)	(11.35)
Closing balance	60.24	74.78

Handwritten signature



(b)(i) Details of provisions for contingencies

The Company has made provision for disputed liabilities relating to customer claims with respect to repossessed vehicles and other matters based on its assessment of the amount it estimates to incur to meet such obligations.

Particulars	As at March 31, 2023	As at March 31, 2022
Opening balance	2.00	2.00
Additional provision recognised during the year	-	-
Reversals during the year	(2.00)	-
Closing balance	-	2.00


(ii) Provision against legal cases

Particulars	As at March 31, 2023	As at March 31, 2022
Opening balance	-	-
Additional provision recognised during the year	158.94	-
Reversals during the year	-	-
Closing balance	158.94	-

Note 21 OTHER NON-FINANCIAL LIABILITIES

Particulars	As at March 31, 2023	As at March 31, 2022
Statutory dues payable	1,619.19	1,487.39
Other liabilities	4,343.50	-
Total	5,962.69	1,487.39

64



KOTAK MAHINDRA PRIME LIMITED

Notes to the financial statements as at and for the year ended March 31, 2023

(All amounts in INR lakhs, unless otherwise stated)

Note 22 EQUITY SHARE CAPITAL

Particulars	As at March 31, 2023	As at March 31, 2022
Authorised:		
35,00,000 (March 31, 2021: 35,00,000) equity shares of Rs.10 each with voting	350.00	350.00
30,00,000 (March 31, 2021: 30,00,000) redeemable preference shares of Rs.10	300.00	300.00
	650.00	650.00
Issued, subscribed and fully paid up		
34,95,200 (March 31, 2021: 34,95,200) equity shares of Rs.10 each fully paid up with voting rights	349.52	349.52

a. Reconciliation of number of shares outstanding at the beginning and at the end of the year :

Particulars	No. of shares	Amount
Equity shares of Rs 10 each, fully paid-up		
As at April 1, 2021	34,95,200	349.52
Add/(less) : Movement during the year	-	-
As at March 31, 2022	34,95,200	349.52
Add/(less) : Movement during the year	-	-
As at March 31, 2023	34,95,200	349.52

b. Rights, preferences and restrictions attached to equity shares

(i) The Equity shares of Rs.10 each, fully paid up have equal voting rights.

(ii) Right to receive dividend as may be approved by the Board / Annual General Meeting.

(iii) The equity shares are not repayable except in the case of a buy back, reduction of capital or winding up in terms of the provisions of the Companies Act, 2013.

(iv) Every member of the Company holding equity shares has a right to attend the General Meeting of the Company and has a right to speak and on a show of hands, has one vote if he is present in person and on a poll shall have the right to vote in proportion to his share of the paid-up capital of the Company.

(v) In the event of liquidation of the Company, the holders of Equity Shares will be entitled to receive remaining assets of the Company, after distribution of all preferential amounts. The distribution will be in proportion to the number of Equity Shares held by the shareholders.

c. Details of shares held by holding company and its subsidiaries

Particulars	As at March 31, 2023		As at March 31, 2022	
	Number of shares	% Holding	Number of shares	% Holding
Equity shares with voting rights				
Kotak Mahindra Bank Limited, the holding company	17,82,600	51.00%	17,82,600	51.00%
Kotak Securities Limited, subsidiary of the holding company	17,12,600	49.00%	17,12,600	49.00%
	34,95,200	100.00%	34,95,200	100.00%



KOTAK MAHINDRA PRIME LIMITED

Notes to the financial statements as at and for the year ended March 31, 2023

(All amounts in INR lakhs, unless otherwise stated)

Note 22 EQUITY SHARE CAPITAL**d. Details of shares held by each shareholder holding more than 5% shares in the company**

Particulars	As at March 31, 2023		As at March 31, 2022	
	Number of shares	% Holding	Number of shares	% Holding
Equity shares with voting rights				
Kotak Mahindra Bank Limited	17,82,600	51.00%	17,82,600	51.00%
Kotak Securities Limited	17,12,600	49.00%	17,12,600	49.00%
	34,95,200	100.00%	34,95,200	100.00%

e. Disclosures of Shareholding of Promoters - Shares held by the Promoters:

Promoter name	As at March 31, 2023		As at March 31, 2022	
	No. of Shares	% of total shares	No. of Shares	% of total shares
Kotak Mahindra Bank Limited	17,82,600	51.00%	17,82,600	51.00%
Kotak Securities Limited	17,12,600	49.00%	17,12,600	49.00%
	34,95,200	100.00%	34,95,200	100.00%


f. Shares reserved for issue under options and contracts/commitments for the sale of shares or disinvestment, including the terms and amounts : NIL**g. Aggregate number and class of shares allotted as fully paid up pursuant to contract without payment being received in cash, Aggregate number and class of shares allotted as fully paid up by way of bonus shares, and aggregate number and class of shares bought back during the period of five years immediately preceding the date as at which the Balance Sheet is prepared: NIL****h. Dividend on equity shares:**

Particulars	As at March 31, 2023	As at March 31, 2022
Dividend paid for the year ended March 31, 2023	1,747.60	1,398.08
	1,747.60	1,398.08

Proposed dividend on equity shares

The Board of Directors recommended a final dividend of Rs 50/- per equity share for the financial year ended March 31, 2023 (March 31, 2022 - Rs 50/- per share). The payment is subject to approval of the shareholders in the ensuing Annual general meeting of the company, and if approved would result in a cash outflow of approximately Rs. 1,747.60 lakhs. Final dividends on equity shares are recorded as a liability on the date of approval by the shareholders.

i. Company's objectives, policies and processes for managing capital - Refer Note 44.



KOTAK MAHINDRA PRIME LIMITED

Notes to the financial statements as at and for the year ended March 31, 2023

(All amounts in INR lakhs, unless otherwise stated)

Note 23 OTHER EQUITY

Particulars	As at March 31, 2023	As at March 31, 2022
Special Reserve u/s 45 IC of the RBI Act, 1934	1,60,507.63	1,41,557.02
Securities premium	53,075.16	53,075.16
Capital redemption reserve	100.00	100.00
General reserve	182.54	182.54
Capital contribution from parent	500.81	417.18
Retained earnings	6,25,765.18	5,51,757.30
Debt instruments through OCI	(1,220.98)	186.14
Equity instruments through OCI	1,84,664.03	1,77,121.41
Total	10,23,574.37	9,24,396.75

Note 23.1 Nature and purpose of reserve**Special Reserve u/s 45 IC of the RBI Act, 1934**

This is a Statutory reserve created in accordance with section 45 IC(1) of the RBI Act, 1934 which requires the Company to transfer a specified sum (not less than 20% of its profit after tax) to Reserve Fund based on its net profit as per the profit and loss account.

As per Section 45 IC(2) of the RBI Act, 1934, no appropriation of any sum from this reserve fund shall be made by the NBFC except for the purpose as may be specified by RBI.

Securities premium

Securities premium is used to record the premium on issue of shares. The reserve can be utilised only for limited purposes in accordance with the provisions of section 52 of Companies Act, 2013.

Capital redemption reserve

As per Companies Act, 2013, capital redemption reserve is created when company purchases its own shares out of free reserves or securities premium. A sum equal to the nominal value of the shares so purchased is transferred to capital redemption reserve.

General reserve

The general reserve is used from time to time to transfer profits from Retained Earnings for appropriation purposes. As the general reserve is created by a transfer from one component of equity to another and is not an item of other comprehensive income, items included in the general reserve will not be reclassified subsequently to profit or loss.

Capital contribution from parent

Capital contribution from parent represents fair value of the employee stock option plan. These option are issued by parent company "Kotak Mahindra Bank Limited" to the employee of the company.

Retained earnings


Retained earnings represents surplus/accumulated earnings of the Company and are available for distribution to shareholders.

Debt instruments through OCI

This comprises changes in the fair value of debt instruments recognised in other comprehensive income and accumulated within equity. The Company transfers amounts from such component of equity to retained earnings when the relevant debt instruments are derecognised.


Equity instruments through OCI

The company has elected to recognise changes in the fair value of certain investments in equity securities in other comprehensive income. These changes are accumulated within the Equity investments through OCI reserve.



KOTAK MAHINDRA PRIME LIMITED
Notes to the financial statements as at and for the year ended March 31, 2023
(All amounts in INR lakhs, unless otherwise stated)
Note 23.2 Other equity movement

Particulars	As at March 31, 2023	As at March 31, 2022
(i) Special reserve		
Opening balance	1,41,557.02	1,22,062.94
Transfer from retained earnings	18,950.61	19,494.08
Closing balance	1,60,507.63	1,41,557.02
(ii) Securities premium	53,075.16	53,075.16
(iii) Capital redemption reserve	100.00	100.00
(iv) General reserve	182.54	182.54
(v) Capital contribution from parent		
Opening balance	417.18	397.92
Addition during the year	83.63	19.26
Closing balance	500.81	417.18
(vi) Retained earnings		
Opening balance	5,51,757.30	4,75,134.51
Add: Net profit for the year	94,753.08	97,470.40
Less: Remeasurment (gain)/loss on defined benefit plans	(46.99)	44.55
Less: Transfer to special reserve	(18,950.61)	(19,494.08)
Less: Dividend (including tax) on equity shares	(1,747.60)	(1,398.08)
Closing balance	6,25,765.18	5,51,757.30
(vii) Debt instruments through OCI		
Opening balance	186.14	(73.67)
Additions/(deletions) during the year	(1,407.12)	259.81
Closing balance	(1,220.98)	186.14
(viii) Equity Instruments through OCI		
Opening balance	1,77,121.41	1,63,321.50
Addition during the year	7,542.62	13,799.91
Closing balance	1,84,664.03	1,77,121.41



KOTAK MAHINDRA PRIME LIMITED


Notes to the financial statements as at and for the year ended March 31, 2023

(All amounts in INR lakhs, unless otherwise stated)

Note 24 INTEREST INCOME

Particulars	For the year ended March 31, 2023				For the year ended March 31, 2022			
	On Financial Assets measured at Amortised Cost	On Financial Assets measured at fair value through OCI	On Financial Assets classified at fair value through profit or loss	Total	On Financial Assets measured at Amortised Cost	On Financial Assets measured at fair value through OCI	On Financial Assets classified at fair value through profit or loss	Total
(i) Interest on loans	2,53,331.92	-	-	2,53,331.92	2,19,216.76	-	-	2,19,216.76
(ii) Interest income from investments	-	24,607.15	-	24,607.15	1,919.98	19,834.44	-	21,754.43
(iii) Interest on deposits with banks	263.35	-	-	263.35	623.15	-	-	623.15
(iv) Other interest income	-	-	-	-	-	-	-	-
- On Inter-corporate deposits	-	-	-	-	5.17	-	-	5.17
- On Lending through Pass through Certificates (PTC)	1,231.03	-	-	1,231.03	50.82	-	-	50.82
- On Staff loans	5.92	-	-	5.92	4.89	-	-	4.89
- On CBLO deposits	1.99	-	-	1.99	2.57	-	-	2.57
- On CBLO lending	1,240.24	-	-	1,240.24	636.98	-	-	636.98
- On Certificate of deposits	331.72	-	-	331.72	-	-	-	-
Total	2,56,406.17	24,607.15	-	2,81,013.32	2,22,460.32	19,834.44	-	2,42,294.76

Page



KOTAK MAHINDRA PRIME LIMITED
Notes to the financial statements as at and for the year ended March 31, 2023
(All amounts in INR lakhs, unless otherwise stated)
Note 25 FEES AND COMMISSION INCOME

Particulars	For the year ended March 31, 2023	For the year ended March 31, 2022
Foreclosure charges	4,629.39	3,714.46
Dishonour fees	4,807.01	4,106.58
Stamping charges	1,704.38	1,140.10
Others	3,338.96	2,016.10
Total	14,479.74	10,977.24

Note 26 NET GAIN ON FAIR VALUE CHANGES

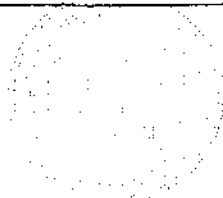
Particulars	For the year ended March 31, 2023	For the year ended March 31, 2022
(A) Net gain on financial instruments at fair value through profit or loss		
On trading portfolio		
-Investments	1,296.54	5,518.08
-Derivatives	1,160.58	-
Total Net gain on fair value changes (B)	2,457.12	5,518.08
Fair value changes:		
-Realised	1,564.75	6,173.53
-Unrealised	892.37	(655.45)
Total Net gain on fair value changes (C)	2,457.12	5,518.08

Note: Fair value changes in this schedule are other than those arising on account of accrued interest income/expense.

Note 27 OTHER INCOME

Particulars	For the year ended March 31, 2023	For the year ended March 31, 2022
Net gain on derecognition of property, plant and equipment	32.13	18.45
Provision for contingencies no longer required	376.32	21.08
Exchange Gain on translation of foreign currency loan	(982.87)	204.06
Miscellaneous income	(8.32)	1,567.56
Income from alternate investment capital fund	264.89	-
Total	(317.85)	1,811.15

OK




KOTAK MAHINDRA PRIME LIMITED
Notes to the financial statements as at and for the year ended March 31, 2023
(All amounts in INR lakhs, unless otherwise stated)
Note 28 FINANCE COSTS

Particulars	For the year ended March 31, 2023	For the year ended March 31, 2022
On financial liabilities measured at amortised cost		
Interest on borrowings (other than debt securities)		
- Term loans and working capital demand loans	8,202.86	5,781.40
- Inter corporate deposits	307.19	458.76
- Cash credit and overdraft	193.85	155.26
- Commercial papers	25,748.33	24,037.26
Interest on debt securities		
- Non convertible Debentures	81,037.23	64,480.83
- Deep discount debentures	-	245.30
- Nifty linked debentures	1,300.60	1,131.19
Interest on subordinated liabilities	1,565.25	2,425.12
Interest expense on lease liability	124.23	92.74
Other interest expense	-	1.37
Other borrowing costs	244.34	229.66
Total	1,18,723.88	99,038.88

Note 29 NET LOSS ON FAIR VALUE CHANGES

Particulars	For the year ended March 31, 2023	For the year ended March 31, 2022
(A) Net loss on financial instruments at fair value through profit or loss		
On trading portfolio		
- Derivatives*	-	590.58
(B) Others		
Total Net loss on fair value changes (C)	-	590.58
Fair value changes:		
- Realised	-	-
- Unrealised	-	590.58
Total Net loss on fair value changes (D)	-	590.58

includes MTM loss on Embedded Derivative of NIL and MTM Gain on Cross Currency swaps of Rs.1,186.93 lakhs

Note: Fair value changes in this schedule are other than those arising on account of accrued interest income/expense.


KOTAK MAHINDRA PRIME LIMITED
Notes to the financial statements as at and for the year ended March 31, 2023
(All amounts in INR lakhs, unless otherwise stated)
Note 30 IMPAIRMENT ON FINANCIAL INSTRUMENTS

Particulars	For the year ended March 31, 2023	For the year ended March 31, 2022
On Financial Instruments measured at fair value through OCI		
(i) Investments	(20.92)	(144.36)
On Financial Instruments measured at Amortised Cost		
(i) Loans	(4,029.34)	(10,605.14)
(ii) Investments	(511.16)	(102.13)
(iii) Other financial assets	(10.30)	(4.36)
Total	(4,671.72)	(10,855.99)

Note 31 EMPLOYEE BENEFITS EXPENSES

Particulars	For the year ended March 31, 2023	For the year ended March 31, 2022
Salaries and wages	26,285.94	19,722.38
Contribution to provident and other funds	1,661.46	1,286.91
Share based payment to employees (refer note 42 (ii))	238.89	140.59
Staff welfare expenses	799.88	614.17
Gratuity (refer note 41 (ii) C)	240.61	176.35
Total	29,226.78	21,940.40

Note 32 DEPRECIATION AND AMORTISATION

Particulars	For the year ended March 31, 2023	For the year ended March 31, 2022
Depreciation of property, plant and equipment	1,020.89	626.28
Depreciation on investment property	45.31	45.33
Amortisation of intangible assets	203.35	112.15
Total	1,269.55	783.76

Note 33 OTHER EXPENSES

Particulars	For the year ended March 31, 2023	For the year ended March 31, 2022
Power and fuel	392.61	277.19
Rates and taxes	6,147.26	3,938.11
Repairs and maintenance	1,811.57	1,062.05
Insurance	17.67	47.20
Communication costs	500.17	400.35
Travelling and conveyance	1,166.97	687.65
Legal and Professional charges	9,091.31	7,333.18
Printing and stationery	628.16	434.03
Office expenses	419.23	319.12
Common establishment expenses - Reimbursements	1,440.00	1,358.78
Advertisement and publicity	802.23	279.67
Expenditure on corporate social responsibility (refer note 38)	1,859.96	1,579.00
Director's fees, allowances and expenses	87.33	64.30
Auditor's fees and expenses (refer note 37)	146.23	130.05
Data processing	132.00	95.60
Expenses relating to short-term leases	1,082.20	776.09
Provision for Mark to Market on derivatives	(424.35)	-
Miscellaneous expenses	1,869.62	1,735.64
Royalty Expenses	651.88	641.88
Total	27,822.05	21,159.88



KOTAK MAHINDRA PRIME LIMITED

Notes to the financial statements as at and for the year ended March 31, 2023

(All amounts in INR lakhs, unless otherwise stated)

Note 34 TAX EXPENSE

(a) Amounts recognised in profit and loss

Particulars	For the year ended March 31, 2023	For the year ended March 31, 2022
Current tax expense		
Current year	28,678.00	28,265.42
Change in estimates related to prior years	-	-
Total current tax expense (A)	28,678.00	28,265.42
Deferred income tax liability / (asset), net		
Origination and reversal of temporary differences	3,644.85	4,169.19
Deferred tax expense (B)	3,644.85	4,169.19
Total tax expense for the year (A)+(B)	32,322.85	32,434.61

(b) Amounts recognised in other comprehensive income

Particulars	For the year ended March 31, 2023			For the year ended March 31, 2022		
	Before tax	Tax (expense) benefit	Net of tax	Before tax	Tax (expense) benefit	Net of tax
Items that will not be reclassified to profit or loss						
(a) Remeasurements of defined benefit liability / (asset)	(62.80)	15.81	(46.99)	59.53	(14.98)	44.55
(b) Equity Instruments through other comprehensive income	9,499.82	(1,957.20)	7,542.62	17,574.33	(3,774.41)	13,799.92
Items that will be reclassified to profit or loss						
(a) Debt Instruments through other comprehensive income	(1,880.37)	473.25	(1,407.12)	347.19	(87.38)	259.81
Total	7,556.65	(1,468.14)	6,088.51	17,981.05	(3,876.78)	14,104.28

(c) Reconciliation of effective tax rate

Particulars	For the year ended March 31, 2023		For the year ended March 31, 2022	
	Amount	%	Amount	%
Profit before tax as per Statement of profit and loss	1,27,075.93		1,29,905.01	
Statutory tax rate		25.168%		25.168%
Tax using the Company's statutory tax rate (B)	31,982.47		32,694.49	
Tax effect of:				
Effect of incomes which are taxed at different rates	(30.07)	(0.02%)	(379.15)	(0.29%)
Tax effects of amounts which are not deductible for taxable income	490.64	0.39%	438.42	0.34%
Effect of dividend income taxed under Section 80M	(130.92)	(0.10%)	(304.53)	(0.23%)
Losses on account of fair valuation of investment for which no deferred tax is recognised	-	-	(16.33)	(0.01%)
(Short) / Excess provision for tax	10.73	0.01%	1.71	0.00%
Total tax expense	32,322.85	25.436%	32,434.61	24.968%
Current tax	28,678.00		28,265.42	
Deferred tax	3,644.85		4,169.19	
Total tax liability	32,322.85		32,434.61	



KOTAK MAHINDRA PRIME LIMITED

Notes to the financial statements as at and for the year ended March 31, 2023
(All amounts in INR lakhs, unless otherwise stated)

Note 34 TAX EXPENSE (Continued)
(d) Movement in deferred tax balances

Particulars	As at March 31, 2023				As at March 31, 2022			
	Balance as at April 1, 2022	Recognised in profit or loss	Recognised in OCI	Balance as at March 31, 2023	Balance as at April 1, 2021	Recognised in profit or loss	Recognised in OCI	Balance as at March 31, 2022
Deferred tax assets (Net)								
On difference between book balance and tax balance of Property, plant and equipment	3,681.12	8.59	-	3,689.70	3,709.73	(28.61)	-	3,681.12
Fair valuation of investments	(71.32)	(224.75)	467.99	171.92	(516.94)	569.34	(123.71)	(71.32)
Impairment loss allowance	13,821.37	(3,855.65)	5.27	9,970.99	17,991.57	(4,206.53)	36.33	13,821.37
EIR impact on financial assets measured at amortised cost	(2,467.20)	(991.42)	-	(3,458.62)	(1,832.19)	(635.01)	-	(2,467.20)
EIR impact on financial liabilities measured at amortised cost	(64.20)	(112.08)	-	(176.28)	(176.26)	112.06	-	(64.20)
Employee benefits	-	(15.81)	15.81	-	-	14.98	(14.98)	-
Provision for compensated absences, gratuity and other employee benefits	157.77	(0.09)	-	157.67	155.94	1.83	-	157.77
Fair valuation of derivative financial instrument	64.18	(57.16)	-	7.02	49.33	14.85	-	64.18
Impact of Ind AS 116	31.55	(1.25)	-	30.30	31.72	(0.17)	-	31.55
Other temporary differences	(11.95)	1,604.78	-	1,592.84	-	(11.95)	-	(11.95)
Total	15,141.32	(3,644.84)	489.07	11,985.54	19,412.90	(4,169.20)	(102.36)	15,141.32

Particulars	As at March 31, 2023				As at March 31, 2022			
	Balance as at April 1, 2022	Recognised in profit or loss	Recognised in OCI	Balance as at March 31, 2023	Balance as at April 1, 2021	Recognised in profit or loss	Recognised in OCI	Balance as at March 31, 2022
Deferred tax liabilities (Net)								
Fair valuation of investments	48,990.13	-	1,957.20	50,947.34	45,215.72	-	3,774.41	48,990.13
Total	48,990.13	-	1,957.20	50,947.34	45,215.72	-	3,774.41	48,990.13

The Company offsets tax assets and liabilities if and only if it has a legally enforceable right to set off current tax assets and current tax liabilities and the deferred tax assets and deferred tax liabilities relate to income taxes levied by the same tax authority.

Significant management judgment is required in determining provision for income tax, deferred income tax assets and liabilities and recoverability of deferred income tax assets. The recoverability of deferred income tax assets is based on estimates of taxable income in which the relevant entity operates and the period over which deferred income tax assets will be recovered.

(e) Tax Balances

Particulars	As at March 31, 2023	As at March 31, 2022
Current tax assets (Net) (Net of provision of March 31, 2022: Rs.345,155.93 lakhs, March 31, 2022: Rs.1,56,455.07 lakhs)	11,163.28	4,405.27
Current tax liabilities (Net) (Net of advance tax of March 31, 2023: Rs. 338,284.74 lakhs, March 31, 2022: Rs. 98,302.14 lakhs)	4,292.08	6,811.43



KOTAK MAHINDRA PRIME LIMITED**Notes to the financial statements as at and for the year ended March 31, 2023***(All amounts in INR lakhs, unless otherwise stated)***Note 35 EARNINGS PER EQUITY SHARE**

Basic EPS is calculated by dividing the profit for the year attributable to equity holders by the weighted average number of equity shares outstanding during the year.

Diluted EPS is calculated by dividing the profit attributable to equity holders by the weighted average number of equity shares outstanding during the year plus the weighted average number of Equity shares that would be issued on conversion of all the dilutive potential equity shares into equity shares.

Sr. No.	Particulars	For the year ended March 31, 2023	For the year ended March 31, 2022
A)	Net profit attributable to equity holders	94,753.08	97,470.40
B)	Weighted average number of ordinary shares		
	Issued ordinary shares at the beginning of the year	34,95,200	34,95,200
	Effect of shares issued for cash		
	Weighted average number of shares at the end of the year for basic and diluted EPS	34,95,200	34,95,200
C)	Face value per share (Rs.)	10	10
D)	Basic and Diluted earnings per share (Rs.)	2,710.95	2,788.69

68

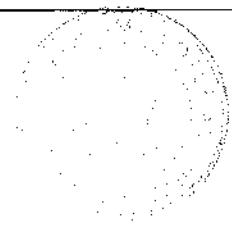


KOTAK MAHINDRA PRIME LIMITED
Notes to the financial statements as at and for the year ended March 31, 2023
(All amounts in INR lakhs, unless otherwise stated)
Note 36 Contingent liabilities and commitments (to the extent not provided for)

Sr No	Particulars	As at March 31, 2023	As at March 31, 2022																					
a)	Contingent liabilities: Claims against the Company not acknowledged as debt in case of suits filed by customer/s with respect to release of repossessed vehicles and related matters. The Company had preferred an appeal against the same with State / National Consumer Dispute Redressal Forum.	482.53	721.90																					
b)	The Company has received a demand (net of provision) on completion of Income tax assessment. The said amount is disputed and the Company has preferred an appeal against the same.	1,006.73	298.44																					
	<table><tr><th>Assessment Year</th><th>As at March 31, 2023</th><th>As at March 31, 2022</th></tr><tr><td>2013-14</td><td>190.49</td><td>190.49</td></tr><tr><td>2014-15</td><td>53.72</td><td>53.72</td></tr><tr><td>2015-16</td><td>49.02</td><td>49.02</td></tr><tr><td>2016-17</td><td>5.21</td><td>5.21</td></tr><tr><td>2020-21</td><td>541.69</td><td>-</td></tr><tr><td>2021-22</td><td>166.60</td><td>-</td></tr></table>	Assessment Year	As at March 31, 2023	As at March 31, 2022	2013-14	190.49	190.49	2014-15	53.72	53.72	2015-16	49.02	49.02	2016-17	5.21	5.21	2020-21	541.69	-	2021-22	166.60	-		
Assessment Year	As at March 31, 2023	As at March 31, 2022																						
2013-14	190.49	190.49																						
2014-15	53.72	53.72																						
2015-16	49.02	49.02																						
2016-17	5.21	5.21																						
2020-21	541.69	-																						
2021-22	166.60	-																						
c)	The Company has received VAT assessment orders for financial years 2008-09 to 2017-18. The Company has preferred an appeal against the The Company is confident of successfully defending the demands and does not expect any outflow on these counts.	546.58	546.58																					
a)	Other Commitments Foreign Currency Term Loan Balance Capital Commitment in Alternate Investment fund	12,500.00 56,901.27	55,000.00 -																					
	Total	71,437.11	56,566.92																					

Note 37 Payment to auditors

Sr No	Particulars	For the year ended March 31, 2023	For the year ended March 31, 2022
	Payment to the auditor as:		
a)	Audit fees	140.00	124.00
b)	For other services	6.23	6.05
	Total	146.23	130.05



KOTAK MAHINDRA PRIME LIMITED**Notes to the financial statements as at and for the year ended March 31, 2023***(All amounts in INR lakhs, unless otherwise stated)***Note 38 Corporate Social Responsibility (CSR)**

The Company's CSR program is associated with the CSR initiatives of Kotak Mahindra Bank Limited (KMBL), its holding company. KMBL is building its CSR capabilities on a sustainable basis and the Company is committed to gradually increase its CSR spend in the coming years. As per the provisions of the Section 135 of the Companies Act, 2013, the Company is required to spend Rs.1,849.65 lakhs during the year on CSR activities.

Details of CSR expenditure

Sr No	Particulars	For the year ended March 31, 2023	For the year ended March 31, 2022
a)	Amount required to be spent during the year	1,849.65	1,578.95
b)	Amount spent during the year		
(i)	Construction/acquisition of any asset	93.96	-
(ii)	On purposes other than (i) above	1,196.39	1,142.81
c)	Cumulative unspent amount at the end of the year	924.91	955.51
(i)	Contribution to Wokchardt Foundation	558.00	403.00
(ii)	Contribution to Pratham Education Foundation	412.00	284.70
(iii)	Contribution to Kotak Education Foundation	0.00	139.99
(iv)	Contribution to Muktugan Education Trust	125.00	134.00
(v)	Contribution to Impact Guru Foundation	100.00	-
(vi)	Contribution to Azad Foundation	21.00	-
(vii)	Contribution to Swami Vivekananda Youth Movement	-	2.50
(viii)	Contribution to Smile Foundation	5.40	-
(ix)	Contribution to Rotary Club Of Banjara Hills Charitable Trust	15.00	-
(x)	Contribution to Rotary Club Of The Nilgiris Charitable Trust	10.00	-
(xi)	Contribution to Others #	43.95	-
	Accrual towards unspent obligations in relation to:		
	-Ongoing project	602.20	614.81
	-Other than ongoing project		
Total		1,892.55	1,579.00
	Amount required to be spent as per Section 135 of the Act	1,849.65	1,579.00
	Amount approved by the Board to be spent during the year #	1,892.55	1,579.00
	Amount spent during the year on		
(i)	Construction / acquisition of any asset	93.96	66.00
(ii)	On purposes other than (i) above #	1,196.39	1,513.00

costs incurred on administrative overheads and impact assesement

OK



KOTAK MAHINDRA PRIME LIMITED
Notes to the financial statements as at and for the year ended March 31, 2023
(All amounts in INR lakhs, unless otherwise stated)
Details of ongoing CSR projects under Section 135(6) of the Act

Balance as at 1 April 2022		Amount required to be spent during the year	Amount spent during the year		Balance as at 31 March 2023	
With the Company	In Separate CSR Unspent account		From the Company's Bank account	From Separate CSR Unspent account	With Company	In Separate CSR Unspent account
-	340.70	-	-	232.00	-	108.70
614.81	-	-	-	400.80	-	214.01
-	-	1,848.60	1,246.40	-	602.20	-

*The same has been deposited subsequent to the Balance Sheet date on 27th April, 2023.

Details of CSR expenditure under Section 135(5) of the Act in respect of other than ongoing projects

Balance unspent as at 1 April 2022	Amount deposited in Specified Fund of Schedule VII of the Act within 6 months	Amount required to be spent during the year	Amount spent during the year	Balance unspent as at 31 March 2023
-	-	-	-	-

Details of excess CSR expenditure under Section 135(5) of the Act

Balance excess spent as at 1 April 2022	Amount required to be spent during the year	Amount spent during the year	Balance excess spent as at 31 March 2023
0.24	1,849.65	1,892.55	43.14

002



KOTAK MAHINDRA PRIME LIMITED
Notes to the financial statements as at and for the year ended March 31, 2023
(All amounts in INR lakhs, unless otherwise stated)
Note 39 Related Party Disclosure

Related party disclosures, as required by notified Ind AS 24 - 'Related Party Disclosures' are given below:

A. Names of Related Parties

Sr. No.	Particulars	Proportion of ownership interest
(a)	Control exists: Holding Company Kotak Mahindra Bank Limited Mr. Uday S. Kotak along with his relatives and enterprises in which he has beneficial interest holds 25.95% (Previous Year 25.98%) of the equity share capital and 17.26% of the paid-up share capital of Kotak Mahindra Bank Limited as on 31st March, 2023 Fellow subsidiary Kotak Securities Limited	51.00% 49.00%
(b)	Fellow subsidiaries with whom transactions have taken place during the year: Kotak Mahindra Asset Management Company Limited Kotak Mahindra Investments Limited Kotak Mahindra Life Insurance Company Limited Kotak Mahindra General Insurance Limited Kotak Mahindra Capital Company Limited Kotak Investment Advisors Limited BSS Microfinance Limited	
(c)	Other related parties Entities in which individual having significant influence in the Company / relatives of such individual have significant influence (i) Aero Agencies Limited (ii) Phoenix ARC Private Limited	
(e)	Key Management Personnel and Directors Mr. Vyomesh Kapasi - Managing Director Mr. Ravi Venkatraman - Independent director Mr. Chandrashekhar Sathe - Independent director Ms. Akila Urankar - Independent director Mr. Shahrukh Todiwala as Additional Wholetime Director (w.e.f 6th September 2021)	
(f)	Relative of Key Management Personnel and Directors Mrs. Behnaz Todiwala (Spouse of Director)	

B. Transactions with related parties
Transactions with key management personnel


The table below describes the compensation to key management personnel which comprise directors and executive officers under Ind AS 24:

(a) Key management personnel compensation*

Sr. No.	Particulars	For the year ended March 31, 2023	For the year ended March 31, 2022
i.	Short-term employee benefits	391.12	249.57
ii.	Other Contribution to funds	17.44	12.03
iii.	Shared-based payments**	41.82	61.84
iv.	Sitting fees	87.33	64.30

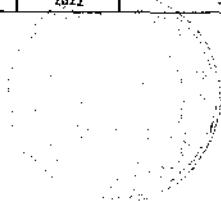
* The above figures do not include provisions for encashable leave and gratuity, as separate actuarial valuation are not available.

** SARS considered based on actual payout during the year



KOTAK MAHINDRA PRIME LIMITED
Notes to the financial statements as at and for the year ended March 31, 2023
(All amounts in INR lakhs, unless otherwise stated)
Note 39 Related Party Disclosure (Continued)
(b) Transactions with related parties

Nature of Transaction	Year ended March 31	Holding Company	Fellow Subsidiaries	Other related parties	Key Management Personnel	Relative of Key Management Personnel	Total
Non Convertible Debentures Redeemed	2023	3,500.00	7,900.00	-	-	-	11,400.00
	2022	-	24,000.00	-	-	-	24,000.00
Non Convertible Debentures Issued	2023	31,960.73	4,401.85	-	-	-	36,362.59
	2022	20,000.00	-	-	-	-	20,000.00
Nifty Linked Debentures issued	2023	-	-	-	-	-	-
	2022	-	-	-	-	-	-
Investment in Inter Corporate Deposit	2023	-	-	-	-	-	-
	2022	-	5,000.00	-	-	-	5,000.00
Redemption of investment in Inter Corporate Deposit	2023	-	-	-	-	-	-
	2022	-	9,000.00	-	-	-	9,000.00
Borrowed by way of Inter Corporate Deposit	2023	-	-	-	-	-	-
	2022	-	49,000.00	-	-	-	49,000.00
Repayment by way of Inter Corporate Deposit	2023	-	-	-	-	-	-
	2022	-	49,000.00	-	-	-	49,000.00
Term loan repaid	2023	82,502.00	-	-	-	-	82,502.00
	2022	4,13,500.00	-	-	-	-	4,13,500.00
Term loan taken	2023	80,002.00	-	-	-	-	80,002.00
	2022	4,13,500.00	-	-	-	-	4,13,500.00
Commission received in advance	2023	-	10.83	-	-	-	10.83
	2022	-	0.80	-	-	-	0.80
Dividend on Equity Shares	2023	891.30	856.30	-	-	-	20,000.00
	2022	713.04	684.04	-	-	-	20,000.00
Dividend Income on Equity Shares	2023	-	1,215.00	-	-	-	1,215.00
	2022	-	864.00	-	-	-	864.00
Interest received on Term Deposits	2023	261.97	-	-	-	-	261.97
	2022	596.53	-	-	-	-	596.53
Referral fees received	2023	274.26	-	-	-	-	274.26
	2022	68.06	-	-	-	-	68.06
Fee based income	2023	-	907.39	-	-	-	907.39
	2022	-	80.00	-	-	-	80.00
Rent received	2023	593.51	5.63	-	-	-	599.14
	2022	592.68	4.60	-	-	-	597.28
Service fees on Securitisation transaction	2023	-	-	-	-	-	-
	2022	0.00	-	-	-	-	0.00
Interest on Cash Credit	2023	9.85	-	-	-	-	9.85
	2022	13.54	-	-	-	-	13.54
Interest Expense on Inter Corporate Deposit	2023	-	-	-	-	-	-
	2022	-	9.04	-	-	-	9.04
Interest Income on Inter-Corporate Deposit	2023	-	-	-	-	-	-
	2022	-	5.17	-	-	-	5.17

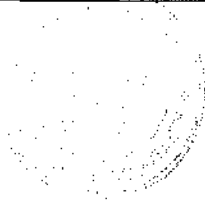


Note 39 Related Party Disclosure (Continued)

(b) Transactions with related parties

Nature of Transaction	Year ended March 31	Holding Company	Fellow Subsidiaries	Other related parties	Key Management Personnel	Relative of Key Management Personnel	Total
Forex Profit/Loss Derivatives	2023	107.81	-	-	-	-	107.81
	2022	178.07	-	-	-	-	178.07
Brokerage paid	2023	-	3.01	-	-	-	3.01
	2022	-	9.49	-	-	-	9.49
Interest on debentures paid	2023	5,709.62	1,477.27	-	-	-	7,186.89
	2022	5,518.16	2,236.47	-	-	-	7,754.63
Royalty paid	2023	651.88	-	-	-	-	651.88
	2022	641.88	-	-	-	-	641.88
CMS service charges & Bank charges	2023	234.96	-	-	-	-	234.96
	2022	66.58	-	-	-	-	66.58
Data Processing Expenses	2023	-	-	-	-	-	-
	2022	95.04	-	-	-	-	95.04
Common Establishment Expenses - Reimbursed	2023	1,492.28	128.40	-	-	-	1,620.68
	2022	1,428.79	128.40	-	-	-	1,557.19
Arranger Fees paid	2023	2.49	-	-	-	-	2.49
	2022	-	-	-	-	-	-
IPA Fees paid	2023	2.00	-	-	-	-	2.00
	2022	2.00	-	-	-	-	2.00
Term loan interest	2023	353.29	-	-	-	-	353.29
	2022	4,002.91	-	-	-	-	4,002.91
Rent paid	2023	2,420.01	0.37	-	-	-	2,420.38
	2022	737.70	0.39	-	-	-	738.09
Referral fees paid	2023	1,740.57	3.41	-	-	-	1,743.99
	2022	445.14	2.45	-	-	-	447.59
Insurance Premium paid	2023	-	135.14	-	-	-	135.14
	2022	-	63.53	-	-	-	63.53
Demat Charges paid	2023	0.19	0.01	-	-	-	0.20
	2022	0.30	0.01	-	-	-	0.32
Travelling expense	2023	-	-	-	-	-	-
	2022	-	-	-	-	-	-
Expense reimbursements by other company	2023	0.05	4.01	-	-	-	4.06
	2022	9.44	4.51	-	-	-	13.96

OK

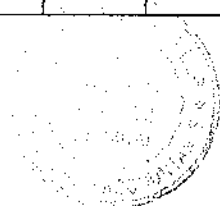


Note 39 Related Party Disclosure (Continued)

(b) Transactions with related parties

Nature of Transaction	Year ended March 31	Holding Company	Fellow Subsidiaries	Other related parties	Key Management Personnel	Relative of Key Management Personnel	Total
Expense reimbursements to other company	2023	-	-	-	-	-	-
	2022	875.03	3.08	-	-	-	878.11
Reimbursement to Other Company - Employee transfer	2023	45.35	-	-	-	-	45.35
	2022	4.51	9.80	-	-	-	14.31
Reimbursement by Other Company - Employee transfer	2023	3.40	0.24	-	-	-	3.64
	2022	20.41	0.24	-	-	-	20.65
Reimbursement to Other Company - Purchase of Assets	2023	1.91	-	-	-	-	1.91
	2022	19.22	-	-	-	-	19.22
Reimbursement by Other Company - Sale of Assets	2023	-	0.42	-	-	-	0.42
	2022	0.11	-	-	-	-	0.11
Professional charges	2023	-	-	-	-	-	-
	2022	-	-	-	-	-	-
Contribution towards gratuity fund	2023	-	-	-	-	-	-
	2022	-	-	129.00	-	-	129.00
Interest Income on debentures	2023	-	2,034.78	-	-	-	2,034.78
	2022	-	1,604.84	-	-	-	1,604.84
Share based payment	2023	-	-	-	-	-	-
	2022	-	-	-	-	-	-
Non Convertible Debentures Invested	2023	-	-	-	-	-	-
	2022	-	6,500.00	-	-	-	6,500.00
Term Deposits Placed	2023	-	-	-	-	-	-
	2022	10,40,410.39	-	-	-	-	10,40,410.39
Term Deposits Redeemed	2023	-	-	-	-	-	-
	2022	10,40,936.49	-	-	-	-	10,40,936.49
ESOP Cost	2023	22.55	-	-	-	-	22.55
	2022	9.20	-	-	-	-	9.20
Profit amortised on Securitisation transaction	2023	-	-	-	-	-	-
	2022	0.01	-	-	-	-	0.01
Unamortised Profit on Securitisation transaction	2023	-	-	-	-	-	-
	2022	-	-	-	-	-	-
Interest receivable on Term deposits (net of TDS)	2023	0.31	-	-	-	-	0.31
	2022	0.09	-	-	-	-	0.09
Interest Accrued Receivable on CINS IRS FCIRIS FRA	2023	2.28	-	-	-	-	2.28
	2022	-	-	-	-	-	-
Income/Expense on QIS deal	2023	6.44	-	-	-	-	6.44
	2022	-	-	-	-	-	-
Income On QIS	2023	1,004.23	-	-	-	-	1,004.23
	2022	-	-	-	-	-	-

DPH



KOTAK MAHINDRA PRIME LIMITED

Notes to the financial statements as at and for the year ended March 31, 2023

(All amounts in INR lakhs, unless otherwise stated)

Note 39 Related Party Disclosure (Continued)

(b) Transactions with related parties

Nature of Transaction	Year ended March 31	Holding Company	Fellow Subsidiaries	Other related parties	Key Management Personnel	Relative of Key Management Personnel	Total
Interest Payable	2023 2022	2.05 -	- -	- -	- -	- -	2.05 -
Arranger Fees/IPA Fees Receivable	2023 2022	0.43 -	- -	- -	- -	- -	0.43 -
Interest Income on Loan-Behnaaz Todiwala	2023 2022	- -	- -	- -	- -	0.54 -	0.54 -
Payable towards Int. Co. Asset Transfer	2023 2022	- -	0.49 -	- -	- -	- -	0.49 -
Non Convertible Debentures Investment	2023 2022	- -	26,300.00 21,700.00	- -	- -	- -	26,300.00 21,700.00
Services Charges On TWL Payable	2023 2022	- -	60.90 -	- -	- -	- -	60.90 -
Services Charges On TWL	2023 2022	- -	56.38 -	- -	- -	- -	56.38 -
Outstanding balances							
Unamortised Brokerage	2023 2022	- 751.00	- -	- -	- -	- -	- 751.00
Term loan from banks	2023 2022	53,482.87 54,805.35	- -	- -	- -	- -	53,482.87 54,805.35
Non Convertible Debentures	2023 2022	151,158.85 101,314.06	4,385.00 2,026.58	- -	- -	- -	155,543.86 103,340.64
Subordinated debt	2023 2022	- -	14,376.15 17,008.64	- -	- -	- -	14,376.15 17,008.64
Trade payables	2023 2022	1,298.90 582.03	127.81 20.07	- -	- -	- -	1,426.71 602.10
Payable on account of Securitisation	2023 2022	- 0.17	- -	- -	- -	- -	- 0.17
Demat charges payable	2023 2022	0.04 0.21	0.01 0.01	- -	- -	- -	0.06 0.23
Forward Unrealised payable on Cross currency swap	2023 2022	- -	- -	- -	- -	- -	- -
Deposits	2023 2022	0.10 0.10	125.92 39.47	- -	- -	- -	126.02 39.52
Bank Balance in Current/OD Account	2023 2022	30,664.39 20,731.35	- -	- -	- -	- -	30,664.39 20,731.35
Prepaid expense / Advances	2023 2022	- -	84.54 118.74	- -	- -	- -	84.54 118.74
Receivables	2023 2022	280.67 133.00	263.25 45.85	- -	- -	- -	543.93 178.85
Investment in equity instruments	2023 2022	- -	231,557.77 223,726.50	13,471.55 11,802.44	- -	- -	245,028.77 235,528.94

02/4



Note 39 Related Party Disclosure (Continued)

(b) Transactions with related parties

Nature of Transaction	Year ended March 31	Holding Company	Fellow Subsidiaries	Other related parties	Key Management Personnel	Relative of Key Management Personnel	Total
Intercompany Deposit Balance	2023 2022	- -	- -	- -	- -	- -	- -
Interest Accrued on Intercompany Deposit	2023 2022	- -	- -	- -	- -	- -	- -
Investment in debentures	2023 2022	- -	26,894.85 21,953.43	- -	- -	- -	26,894.85 21,953.43
Commission Received in Advance (Liability)	2023 2022	- -	0.16 0.31	- -	- -	- -	0.16 0.31
Capital contribution from parent	2023 2022	500.81 417.18	- -	- -	- -	- -	500.81 417.18
Forward Unrealised payable on IRS/FRA/LCY-Banks	2023 2022	912.60 382.13	- -	- -	- -	- -	912.60 382.13
Securitisation Portfolio sold outstanding Amount	2023 2022	- 6.43	- -	- -	- -	- -	- 6.43
Term Deposits / Margin Deposits Outstanding	2023 2022	58.10 16.35	- -	- -	- -	- -	58.10 16.35
Car Loan outstanding	2023 2022	- -	- -	- -	- -	6.42 8.27	- -
Remuneration to key management personnel *	2023 2022	- -	- -	- -	450.38 373.44	- -	450.38 373.44
Off balance sheet items							
Derivatives (IRS) Pay - Ctrs Trading Contingent	2023 2022	23,507.87 55,000.00	- -	- -	- -	- -	23,507.87 55,000.00


* Excludes provision for gratuity and compensated absences, since it is based on actuarial valuation done on an overall basis.

* Related Party transactions are excluding impacts of EIR and ECL effects

(d) Terms and conditions of transactions with related parties

The transactions with related parties are made in the normal course of business and on terms equivalent to those that prevail in arm's length transactions. Outstanding balances at the year-end are unsecured and settlement occurs in cash.

06



KOTAK MAHINDRA PRIME LIMITED

Notes to the financial statements as at and for the year ended March 31, 2023

(All amounts in INR lakhs, unless otherwise stated)

Note 40 Leases
Operating lease as lessee:

- The Company leases office premises/branches. The average lease term is 6.15 years. The lease terms include renewal option after expiry of primary lease period. There are no restrictions imposed by the lease arrangements. There are escalation clauses in the lease agreements.
- As a lessee
Property, plant and equipment' comprise owned and leased assets that do not meet the definition of investment property.

Particulars	Note	As at	As at
		March 31, 2023	March 31, 2022
Property, plant and equipment owned	10	1,595.00	2,741.27
Right-of-use assets	10	1,662.17	1,072.79

The Company leases assets including premises. Information about the leases for which the Company is a lessee is presented below:

Right-of-use assets

	Office Premises	Total
Balance as at March 31, 2021	866.15	866.15
Additions / (Disposals) for the year	518.44	518.44
Depreciation charge for the year	(311.81)	(311.81)
Balance as at March 31, 2022	1,072.78	1,072.78
Additions / (Disposals) for the year	980.74	980.74
Depreciation charge for the year	(391.35)	(391.35)
Balance as at March 31, 2023	1,662.17	1,662.17

Additions to the right to use assets during the year 2022-23 is INR 980.72 Lakhs (2021-22: INR 521.46 lacs)

Lease liabilities

The Company has presented lease liabilities within 'Other financial liabilities'.

3 Amounts recognised in profit and loss

	For the year ended March 31, 2023	For the year ended March 31, 2022
Interest expense on lease liabilities	124.23	92.74
Expense relating to short-term leases	1,082.20	776.09

- At 31 March 2023, the Company has not committed for short-term leases (31 March 2022 - NIL).

5 Amounts recognised in statement of cash flows

The total cash outflow for leases amount to INR 529.21 Lakhs (31 March 2022- INR 437.62 Lakhs).

6 Maturity analysis

	As at March 31, 2023	As at March 31, 2022
Contractual undiscounted cash flows		
Not later than 1 year	551.31	400.50
Later than 1 year and not later than 5 years	1,171.08	863.85
Later than 5 years	509.89	198.45
Total undiscounted lease liabilities	2,232.28	1,462.80
Lease liabilities included in the balance sheet	1,852.25	1,256.82
Current	444.26	327.05
Non-current	1,407.99	929.77

The Company does not face a significant liquidity risk with regard to its lease liabilities. Lease liabilities are monitored within the Company's treasury function.



KOTAK MAHINDRA PRIME LIMITED

Notes to the financial statements as at and for the year ended March 31, 2023

(All amounts in INR lakhs, unless otherwise stated)

Note 40 Leases**7 Short term leases and Leases of low value assets**

The Company has elected not to recognise right of use assets and lease liabilities for short term leases of office premises/branches that have a lease term of 12 months or less. The company does not have any leases of low value assets. The Company recognises the lease payments associated with these leases as an expense on a straight line basis over the lease term.

Finance Lease as lessor:

The Company is in the business of vehicle financing. The Company enters into finance lease agreements ranging between one to five years. The reconciliation between the total gross investment in the lease at the balance sheet date and the present value of minimum lease payments receivable at the balance sheet are as follows:

Particulars	As at March 31, 2023	As at March 31, 2022
Gross rental receivable	18,271.63	13,346.80
Less: Unearned finance income	3,434.46	2,148.39
Net present value of rental	14,837.17	11,198.41

Rental Receivable on Finance Lease:

Particulars	As at March 31, 2023		As at March 31, 2022	
	Gross rental receivable	Net present value of rental	Gross rental receivable	Net present value of rental
Less than one year	6,221.17	4,632.00	5,299.18	4,204.04
Between one and five years	12,050.46	10,205.17	8,047.62	6,994.37
Present value of rental	18,271.63	14,837.17	13,346.80	11,198.41

The following table contains other relevant disclosures for finance leases as lessor:

Particulars	As at March 31, 2023	As at March 31, 2022
Accumulated allowance for uncollectible minimum lease payments receivable	166.67	115.21



KOTAK MAHINDRA PRIME LIMITED
Notes to the financial statements as at and for the year ended March 31, 2023
(All amounts in INR lakhs, unless otherwise stated)
Note 41 Employee Benefits

The Company contributes to the following post-employment defined benefit plans in India.

(i) Defined Contribution Plans:

The Company makes Provident Fund contributions to Recognized Provident Fund for employees. The Company is required to contribute a specified percentage of the payroll costs to fund the benefits. The Company recognised Rs. 1,661.46 lakh (March 31, 2022 : Rs 1,286.91 lakh) for Provident Fund contributions in the Statement of Profit and Loss.

(ii) Defined Benefit Plan:
Gratuity :-

The Company accounts for the liability for future gratuity benefits based on an actuarial valuation. The Company contributes to a Gratuity Fund administered by trustees and managed by Kotak Mahindra Life Insurance Company Limited, fellow subsidiary. The net present value of the Company's obligation towards the same is actuarially determined based on the projected unit credit method as at Balance Sheet date.

A. Based on the actuarial valuation obtained in this respect, the following table sets out the status of the gratuity plan and the amounts recognised in the Company's financial statements as at balance sheet date:

	As at March 31, 2023	As at March 31, 2022
Present value of funded defined benefit obligation (A)	1,427.59	1,341.45
Fair value of plan assets (B)	(1,269.17)	(1,423.09)
Net (asset) / liability recognised in the Balance Sheet (A-B)	158.42	(81.64)

B. Movement in net defined benefit (asset) liability

The following table shows a reconciliation from the opening balances to the closing balances for net defined benefit (asset) / liability and its components:-

	Defined benefit obligation		Fair value of plan assets		Net defined benefit (asset)/liability	
	As at March 31, 2023	As at March 31, 2022	As at March 31, 2023	As at March 31, 2022	As at March 31, 2023	As at March 31, 2022
Opening balance	1,341.45	1,179.11	1,423.09	1,213.88	(81.64)	(34.77)
Included in profit or loss						
Current service cost	251.11	183.03	-	-	251.11	183.03
Interest cost (income)	82.27	67.22	92.77	74.02	(10.50)	(6.80)
	1,674.83	1,429.36	1,515.86	1,287.90	158.97	141.46
Included in OCI						
Remeasurement loss / (gain):						
Actuarial loss / (gain) arising from:						
Demographic assumptions	13.17	-	-	-	13.17	-
Financial assumptions	(43.64)	(1.58)	-	-	(43.64)	(1.58)
Experience adjustment	(16.43)	39.40	-	-	(16.43)	39.40
Actual return on plan assets less interest on plan assets	-	-	(109.69)	97.35	109.69	(97.35)
	(46.90)	37.82	(109.69)	97.35	62.79	(59.53)
Other						
Contributions made by the employer	-	-	76.44	171.07	(76.44)	(171.07)
Benefits paid	(213.44)	(133.23)	(213.44)	(133.23)	-	-
Liabilities assumed / (settled)*	13.10	7.50	-	-	13.10	7.50
Closing balance	1,427.59	1,341.45	1,269.17	1,423.09	158.42	(81.64)

Represented by

Net defined benefit asset

Net defined benefit liability

-

158.42 (81.64)

158.42 (81.64)

* On account of inter group transfer



C. Expenses recognised in statement of profit and loss

	For the year ended March 31, 2023	For the year ended March 31, 2022
Current service cost	251.11	183.03
Interest on net defined benefit liability / (asset)	(10.50)	(6.80)
	240.61	176.23

D. Remeasurements recognised in other comprehensive income

	For the year ended March 31, 2023	For the year ended March 31, 2022
Actuarial loss / (gain) arising from:		
Financial assumptions	(43.64)	(1.58)
Demographic assumptions	13.17	-
Experience adjustments	(16.43)	39.40
Actual return on plan assets less interest on plan assets	109.69	(97.35)
	62.80	(59.53)

E. Disaggregation of Plan assets

A split of plans asset between various asset classes as well as segregation between quoted and unquoted values is presented below:-

	As at March 31, 2023		As at March 31, 2022	
	Quoted value	Unquoted value	Quoted value	Unquoted value
Insurer managed funds	-	1,269.17	-	1,423.09
	-	1,269.17	-	1,423.09

Composition of Planned Assets

Type of Instruments	As at March 31, 2023	As at March 31, 2022
Equity	12%	57%
Government securities	29%	22%
Bonds, debentures and other fixed income instruments	36%	9%
Money market instruments	22%	11%
Others	0%	0%
Total	100%	100%

F. Defined benefit obligations

I. Actuarial assumptions

The key actuarial assumptions adopted for the purposes of this valuation are given below:-

	As at March 31, 2023	As at March 31, 2022
Discount rate (p.a.)	7.30%	6.70%
Salary escalation rate (p.a.)	7.00%	12% until 1 year inclusive, then 7%



II. Sensitivity analysis

Gratuity is a lump sum plan and the cost of providing these benefits is typically less sensitive to small changes in demographic assumptions. The key actuarial assumptions to which the benefit obligation results are particularly sensitive to are discount rate and future salary escalation rate. The following table summarizes the change in defined benefit obligation compared with the reported defined benefit obligation at the end of the reporting period arising on account of an increase or decrease in the reported assumption by 50 basis points.

	As at March 31, 2023		As at March 31, 2022	
	Increase	Decrease	Increase	Decrease
Discount rate (50 bps movement)	(34.48)	36.20	(43.73)	46.45
Salary escalation rate (50 bps movement)	25.08	(24.96)	33.63	(32.84)

These sensitivities have been calculated to show the movement in defined benefit obligation in isolation and assuming there are no other changes in market conditions at the accounting date. There have been no changes from the previous periods in the methods and assumptions used in preparing the sensitivity analyses.

02/04/23



KOTAK MAHINDRA PRIME LIMITED

Notes to the financial statements as at and for the year ended March 31, 2023

(All amounts in INR lakhs, unless otherwise stated)

G. Risk Exposure

The defined benefit plans expose the company to risk which are discussed below:

Asset Volatility - The plan liabilities are calculated using a discount rate set with reference to bond yields; if plan assets underperform this yield, this will create a deficit. Most of the plan asset investments is in fixed income securities with high grades and in government securities. These are subject to interest rate risk and the fund manages interest rate risk with derivatives to minimise risk to an acceptable level.

Changes in bond yields - A decrease in bond yields will increase plan liabilities, although this will be partially offset by an increase in the value of the plans' bond holdings.

H. Funding arrangements and policy

The money contributed by the Company to the fund to finance the liabilities of the plan has to be invested. The trustees of the plan have outsourced the investment management of the fund to an insurance company. The insurance company in turn manages these funds as per the mandate provided to them by the trustees and the asset allocation which is within the permissible limits prescribed in the insurance regulations. Due to the restrictions in the type of investments that can be held by the fund, it is not possible to explicitly follow an asset-liability matching strategy to manage risk actively.

There is no compulsion on the part of the Company to fully pre fund the liability of the Plan. The Company's philosophy is to fund the benefits based on its own liquidity and tax position as well as level of under funding of the plan.

The expected contribution payable to the plan next year is INR 160 lakhs.

Projected Plan cash flow:

The table below shows the expected cash flow profile of the benefits to be paid to the current membership of the plan based on past service of the employees as at the valuation date.

Maturity profile	As at	As at
	March 31, 2023	March 31, 2022
Expected benefits for year 1	316.64	226.93
Expected benefits for year 2	268.02	151.86
Expected benefits for year 3	216.85	165.18
Expected benefits for year 4	145.98	143.14
Expected benefits for year 5 and above	1,258.08	1,627.16


The weighted average duration to the payment of these cash flows is 4.95 years (March 31, 2022: 6.95 years).

I. Accumulated Compensated Absences

The Company provides for accumulated compensated absences as at the balance sheet date on the basis of an actuarial valuation. The Company recognized Rs. (395.47) lakhs (Previous year : Rs. 33.54 lakhs) for Compensated Absences in the Statement of Profit and Loss.

J. Long Service Award

The Company provides for long service awards as at the balance sheet date on the basis of an actuarial valuation using the projected unit credit method conducted by actuary of Life Insurance of its fellow subsidiary.



Kotak Mahindra Prime Limited
Notes to the financial statements for the year ended March 31, 2023
(All amounts in INR lakhs, unless otherwise stated)

Note 42 Share-based payment arrangements:

A. Description of share-based payment arrangements

1. Share option plans (equity-settled)

At the General Meetings of the holding company, Kotak Mahindra Bank Limited, ("the Bank"), the shareholders of the Bank had unanimously passed Special Resolutions on 5th July, 2007, 21st August, 2007 and 29th June, 2015, to grant options to the eligible employees of the Bank and its subsidiaries and associate companies. Pursuant to these resolutions, the following Employees Stock Option Schemes had been formulated and adopted:

(a) Kotak Mahindra Equity Option Scheme 2007; and

(b) Kotak Mahindra Equity Option Scheme 2015

Further, pursuant to the Scheme of Amalgamation of ING Vysya Bank (IVBL) with the Bank, the Bank has renamed and adopted the ESOP Schemes of the erstwhile IVBL, as given below:

(a) Kotak Mahindra Bank Ltd. (IVBL) Employees Stock Option Scheme 2007

(b) Kotak Mahindra Bank Ltd. (IVBL) Employee Stock Option Scheme 2010; and

(c) Kotak Mahindra Bank Ltd. (IVBL) Employees Stock Option Scheme 2013

The fair value of the option is determined using a Black-Scholes options pricing model.

In pursuance of the above referred Employees Stock Option Schemes, the Bank has granted stock options to employees of the Company. As per the regulatory guideline, the Bank has started recovering fair value computed as per Black-Scholes method for all stock options granted after 31st March, 2021. In accordance with the SEBI (Share Based Employee Benefits and Sweat Equity) Regulations, 2021 and the Guidance Note on "Accounting for Employee Share-based payments" issued by the Institute of Chartered Accountants of India, the intrinsic value (for options granted on or before 31st March 2021)/ fair value of the option is amortised on a straight-line basis over the vesting period. The Company has reimbursed the Bank Rs 22.55 lakhs (Previous Year Rs. 9.19 lakhs) during the year on account of such costs and the same is forming part of Employee costs and included under the head "Reimbursement of expense on ESOP cost" under Note no 23 i.e. "Employee benefits expense".

Had the company recorded the compensation cost computed on the basis of fair valuation method instead of intrinsic value method, employee compensation cost would have been higher by ₹ 5.27 Lacs. (Previous year ₹ 15.46 Lacs) and the profit after tax would have been lower by ₹ 3.94 Lacs (Previous year ₹ 11.61 Lacs). Consequently the basic and diluted EPS would have been ₹ 0.01 per share (Previous Year ₹ 0.33 per share).

As at 31st March, 2023

Scheme Reference	Grant Date	Method of Settlement Accounting	No of Share Options outstanding	Vesting conditions / Dates	Contractual life of the options (Yrs)
ESOP 2015-14	18-May-18	Equity settled	-	30% - 1 yr service 30% - 2 yr service 20% - 3 yr service 20% - 4 yr service	4.12
ESOP 2015-19	20-May-19	Equity settled	1,308	30% - 1 yr service 30% - 2 yr service 20% - 3 yr service 20% - 4 yr service	4.12
ESOP 2015-25	07-Aug-20	Equity settled	2,334	30% - 1 yr service 30% - 2 yr service 20% - 3 yr service 20% - 4 yr service	3.90
ESOP 2015-30	30-May-21	Equity settled	4,133	25% - 1 yr service 25% - 2 yr service 25% - 3 yr service 25% - 4 yr service	4.59
ESOP 2015-34	10-May-22	Equity settled	3,540	25% - 1 yr service 25% - 2 yr service 25% - 3 yr service 25% - 4 yr service	4.56
ESOP 2015-39	18-Oct-22	Equity settled	8,840	25% - 1 yr service 25% - 2 yr service 25% - 3 yr service 25% - 4 yr service	4.54



Note 42 Share-based payment arrangements:

As at 31st March, 2022

Scheme Reference	Grant Date	Method of Settlement Accounting	No of Share Options outstanding	Vesting conditions / Dates	Contractual life of the options (Yrs)
ESOP 2015-14	18-May-18	Equity settled	1,764	30% - 1 yr service 30% - 2 yr service 20% - 3 yr service 20% - 4 yr service	4.12
ESOP 2015-19	20-May-19	Equity settled	3,617	30% - 1 yr service 30% - 2 yr service 20% - 3 yr service 20% - 4 yr service	4.12
ESOP 2015-25	07-Aug-20	Equity settled	2,077	30% - 1 yr service 30% - 2 yr service 20% - 3 yr service 20% - 4 yr service	3.90
ESOP 2015-30	30-May-21	Equity settled	4,840	25% - 1 yr service 25% - 2 yr service 25% - 3 yr service 25% - 4 yr service	4.59

B. Measurement of fair values

I. Equity-settled share-based payment arrangements

The fair value of the employee share options has been measured using the Black-Scholes formula. Service and non-market performance conditions attached to the arrangements were not taken into account in measuring fair value.

As at 31st March, 2023

Scheme	Grant Date	Vesting period (years)	Exercise period (years)	Expected life (Years)	Exercise Price (INR)	Market price (INR)	Risk free rate	Annual Dividend yield	Volatility	Fair value per share options
ESOP 2015-14	18-May-18	1.20	0.50	1.45	1,271.00	1,270.70	7.44%	0.06%	18.68%	184.50
ESOP 2015-14	18-May-18	2.46	0.50	2.71	1,271.00	1,270.70	7.83%	0.06%	32.95%	383.29
ESOP 2015-14	18-May-18	3.12	0.50	3.37	1,271.00	1,270.70	7.97%	0.06%	32.13%	433.45
ESOP 2015-14	18-May-18	3.62	0.50	3.87	1,271.00	1,270.70	7.99%	0.06%	31.43%	465.70
ESOP 2015-19	20-May-19	1.20	0.50	1.45	1,460.00	1,460.00	6.63%	0.05%	23.24%	230.55
ESOP 2015-19	20-May-19	2.45	0.50	2.70	1,460.00	1,460.00	6.83%	0.05%	21.16%	330.89
ESOP 2015-19	20-May-19	3.12	0.50	3.37	1,460.00	1,460.00	6.94%	0.05%	21.32%	387.19
ESOP 2015-19	20-May-19	3.62	0.50	3.87	1,460.00	1,460.00	7.03%	0.05%	31.00%	508.28
ESOP 2015-25	07-Aug-20	1.07	0.50	1.31	1,341.00	1,340.10	3.61%	0.06%	39.75%	767.17
ESOP 2015-25	07-Aug-20	2.32	0.50	2.56	1,341.00	1,340.10	4.40%	0.06%	33.09%	840.57
ESOP 2015-25	07-Aug-20	2.90	0.50	3.15	1,341.00	1,340.10	4.85%	0.06%	30.71%	970.15
ESOP 2015-25	07-Aug-20	3.40	0.50	3.65	1,341.00	1,340.10	5.06%	0.06%	29.79%	995.03
ESOP 2015-30	30-May-21	1.08	0.50	1.34	1,801.00	1,800.75	4.05%	0.05%	47.76%	390.04
ESOP 2015-30	30-May-21	2.08	0.50	2.34	1,801.00	1,800.75	4.65%	0.05%	35.50%	463.58
ESOP 2015-30	30-May-21	3.09	0.50	3.34	1,801.00	1,800.75	5.13%	0.05%	32.78%	545.46
ESOP 2015-30	30-May-21	4.09	0.50	4.34	1,801.00	1,800.75	5.55%	0.05%	29.80%	609.04
ESOP 2015-34	10-May-22	1.06	0.50	1.31	1,798.00	1,767.50	3.75%	0.06%	27.72%	268.84
ESOP 2015-34	10-May-22	2.06	0.50	2.31	1,798.00	1,767.50	6.37%	0.06%	36.85%	481.85
ESOP 2015-34	10-May-22	3.06	0.50	3.31	1,798.00	1,767.50	7.05%	0.06%	33.04%	569.44
ESOP 2015-34	10-May-22	4.06	0.50	4.31	1,798.00	1,767.50	7.26%	0.06%	31.40%	654.77
ESOP 2015-39	18-Oct-22	1.04	0.50	1.28	1,834.00	1,858.15	7.01%	0.06%	26.77%	315.30
ESOP 2015-39	18-Oct-22	2.04	0.50	2.29	1,834.00	1,858.15	7.28%	0.06%	28.13%	462.59
ESOP 2015-39	18-Oct-22	3.04	0.50	3.29	1,834.00	1,858.15	7.37%	0.06%	33.63%	613.94
ESOP 2015-39	18-Oct-22	4.04	0.50	4.29	1,834.00	1,858.15	7.52%	0.06%	31.78%	721.39



Kotak Mahindra Prime Limited
Notes to the financial statements for the year ended March 31, 2023
(All amounts in INR lakhs, unless otherwise stated)


Note 42 Share-based payment arrangements:
As at 31st March, 2022

Scheme	Grant Date	Vesting period (years)	Exercise period (years)	Expected life (Years)	Exercise Price (INR)	Market price (INR)	Risk free rate	Annual Dividend yield	Volatility	Fair value per share options
ESOP 2015-14	18-May-18	1.20	0.50	1.45	1,271.00	1,270.70	7.44%	0.06%	18.68%	184.60
ESOP 2015-14	18-May-18	2.46	0.50	2.71	1,271.00	1,270.70	7.89%	0.06%	32.95%	383.29
ESOP 2015-14	18-May-18	3.32	0.50	3.37	1,271.00	1,270.70	7.97%	0.06%	32.13%	433.45
ESOP 2015-14	18-May-18	3.62	0.50	3.87	1,271.00	1,270.70	7.99%	0.06%	31.43%	465.70
ESOP 2015-19	20-May-19	1.20	0.50	1.45	1,460.00	1,460.00	6.63%	0.05%	23.24%	230.35
ESOP 2015-19	20-May-19	2.45	0.50	2.70	1,460.00	1,460.00	6.83%	0.05%	21.16%	330.89
ESOP 2015-19	20-May-19	3.32	0.50	3.37	1,460.00	1,460.00	6.94%	0.05%	21.32%	387.19
ESOP 2015-19	20-May-19	3.62	0.50	3.87	1,460.00	1,460.00	7.03%	0.05%	31.29%	508.28
ESOP 2015-25	07-Aug-20	1.07	0.50	1.31	1,341.00	1,340.10	3.61%	0.06%	39.72%	267.12
ESOP 2015-25	07-Aug-20	2.32	0.50	2.56	1,341.00	1,340.10	4.40%	0.06%	19.09%	340.57
ESOP 2015-25	07-Aug-20	2.90	0.50	3.15	1,341.00	1,340.10	4.85%	0.06%	30.71%	370.15
ESOP 2015-25	07-Aug-20	3.40	0.50	3.65	1,341.00	1,340.10	5.06%	0.06%	29.29%	395.09
ESOP 2015-30	30-May-21	1.08	0.50	1.34	1,801.00	1,800.75	4.05%	0.05%	42.76%	390.94
ESOP 2015-30	30-May-21	2.08	0.50	2.34	1,801.00	1,800.75	4.65%	0.05%	35.50%	463.58
ESOP 2015-30	30-May-21	3.09	0.50	3.34	1,801.00	1,800.75	5.13%	0.05%	32.28%	545.46
ESOP 2015-30	30-May-21	4.09	0.50	4.34	1,801.00	1,800.75	5.33%	0.05%	29.80%	609.04

The following table lists the average inputs to the models used for the plans for the year ended March 31, 2023

Particulars	Description of the inputs used
Expected volatility (weighted-average)	Expected volatility of the option is based on historical volatility, during a period equivalent to the option life, of the observed market prices of Kotak Mahindra Bank Limited's publicly traded equity shares
Expected dividends	Dividend yield of the options is based on recent dividend activity.
Risk-free interest rate (based on government bonds)	Risk-free interest rates are based on the government securities yield in effect at the time of the grant

082



Kotak Mahindra Prime Limited

Notes to the financial statements for the year ended March 31, 2023

(All amounts in INR lakhs, unless otherwise stated)

C. Reconciliation of outstanding share options

Activity in the options outstanding under the employee's stock option Scheme as at 31st March, 2023

Scheme	Grant Date	As at March 31, 2023								As at March 31, 2022							
		Outstanding at the start of the year	Granted during the year	Exercised during the year	Net Transfer In/(Out)*	Lapsed during the year	Forfeited during the year	Outstanding at the end of the year	Exercisable at the end of the year	Outstanding at the start of the year	Granted during the year	Exercised during the year	Net Transfer In/(Out)*	Lapsed during the year	Forfeited during the year	Outstanding at the end of the year	Exercisable at the end of the year
ESOP 2007-44	09-May-14	-	-	-	-	-	-	-	-	-	-	-	-	-	-	-	
ESOP 2007-47	09-May-15	-	-	-	-	-	-	-	-	-	-	-	-	-	-	-	
ESOP 2015-07	19-May-16	-	-	-	-	-	-	-	-	-	-	-	-	-	-	-	
ESOP 2015-03	19-May-16	-	-	-	-	-	-	-	-	-	-	-	-	-	-	-	
ESOP 2015-05	10-Aug-16	-	-	-	-	-	-	-	-	-	-	-	-	-	-	-	
ESOP 2015-07	15-May-17	-	-	-	-	-	-	-	-	2,030	-	(2,030)	-	-	-	-	
ESOP 2015-14	18-May-18	1,764	-	(1,580)	358	(542)	-	-	-	9,983	-	(8,219)	-	-	-	1,764	
ESOP 2015-19	20-May-19	3,617	-	(3,125)	1,428	(612)	-	1,308	1,308	6,083	-	(2,466)	-	-	-	3,617	
ESOP 2015-25	07-Aug-20	2,072	-	(522)	784	-	-	2,334	702	2,960	-	(888)	-	-	-	2,072	
ESOP 2015-30	30-May-21	4,840	-	(740)	670	(637)	-	4,133	-	-	4,840	-	-	-	-	4,840	
ESOP 2015-34	10-May-22	-	3,540	-	-	-	-	3,540	-	-	-	-	-	-	-	-	
ESOP 2015-39	18-Oct-22	-	8,840	-	-	-	-	8,840	-	-	-	-	-	-	-	-	
		12,293	12,380	(5,967)	3,240	(1,791)	-	20,155	2,010	21,056	4,840	(13,603)	-	-	-	12,293	
																1,905	

* This represents transfer of employees within Bank and its subsidiaries

The weighted average share price at the date of exercise for stock options exercised during the year was Rs. 1,833.43 (Previous year: Rs. 1,820.21).

The details of exercise price for stock options outstanding at the end of the year are:

ESOP Scheme	Range of exercise prices (Rs.)	31-Mar-23			31-Mar-22		
		Number of options outstanding	Weighted average remaining contractual life of options (in years)	Weighted average exercise price (Rs.)	Number of options outstanding	Weighted average remaining contractual life of options (in years)	Weighted average exercise price (Rs.)
ESOP 2015-05	701-800	-	-	-	-	-	-
ESOP 2015-07	901-1000	-	-	-	-	-	-
ESOP 2015-14	1201-1300	-	-	-	1,764	0.25	1,271.00
ESOP 2015-25	1301-1400	2,334	1.25	1,341.00	2,072	1.60	1,341.00
ESOP 2015-19	1401-1500	1,308	0.25	1,460.00	3,627	0.97	1,460.00
ESOP 2015-30	1801-1900	4,133	2.75	1,801.00	4,840	2.25	1,801.00
ESOP 2015-34	1701-1800	3,540	3.67	1,798.00	-	-	-
ESOP 2015-39	1801-1900	8,840	3.57	1,834.00	-	-	-



Kotak Mahindra Prime Limited

Notes to the financial statements for the year ended 31st March, 2023

(All amounts in INR lakhs, unless otherwise)

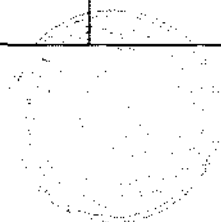
ii. Stock Appreciation Rights (cash-settled)

At the General Meeting on 29th June, 2015 of the holding company, Kotak Mahindra Bank Limited, the shareholders of the Bank had passed Special Resolution to grant stock appreciation rights (SARs) to the eligible employees of the Bank, its subsidiaries and associate companies. Pursuant to this resolution, Kotak Mahindra Stock Appreciation Rights Scheme 2015 had been formulated and adopted. Subsequently, the SARs have been granted under this scheme. The contractual life (which is equivalent to the vesting period) of the SARs outstanding ranges from 1.07 to 4.13 years.

As at 31st March, 2023

Scheme Reference	Grant Date	Method of Settlement Accounting	No of SARs outstanding	Vesting conditions / Dates	Contractual life of the options (Yrs)
Scheme 2015-28 (Series 28)	07-Aug-20	Cash settled	492	30% - 2021-22 30% - 2022-23 40% - 2023-24	3.44
Scheme 2015-31 (Series 31)	07-Aug-20	Cash settled	11,930	50% - 2023-24 50% - 2024-25	4.11
Scheme 2015-32 (Series 32)	30-May-21	Cash settled	1,870	25% - 2022-23 25% - 2023-24 25% - 2024-25 25% - 2025-26	4.13
Scheme 2015-40 (Series 40)	10-May-22	Cash settled	12,520	25% - 2023-24 25% - 2024-25 25% - 2025-26 25% - 2026-27	4.10
Scheme 2015-51 (Series 51)	18-Oct-22	Cash settled	2,720	25% - 2023-24 25% - 2024-25 25% - 2025-26 25% - 2026-27	4.08

[Signature]



Kotak Mahindra Prime Limited


Notes to the financial statements for the year ended 31st March, 2023

(All amounts in INR lakhs, unless otherwise)

As at 31st March, 2022

Scheme Reference	Grant Date	Method of Settlement Accounting	No of SARs outstanding	Vesting conditions / Dates	Contractual life of the options (Yrs)
2015-22 (Series 22)	20-May-19	Cash settled	1,644	30% - 2020-21 30% - 2021-22 40% - 2022-23	3.66
Scheme 2015-28 (Series 28)	07-Aug-20	Cash settled	658	30% - 2021-22 30% - 2022-23 40% - 2023-24	3.44
Scheme 2015-31 (Series 31)	07-Aug-20	Cash settled	11,930	50% - 2023-24 50% - 2024-25	4.11
Scheme 2015-32 (Series 32)	30-May-21	Cash settled	2,310	25% - 2022-23 25% - 2023-24 25% - 2024-25 25% - 2025-26	4.13

082



Kotak Mahindra Prime Limited
Notes to the financial statements for the year ended 31st March, 2023
(All amounts in INR lakhs, unless otherwise stated)

The fair values were calculated using a Black-Scholes Model. The inputs were as follows:

As at 31st March, 2022

Scheme	Grant Date	Vesting period		Expected life (Years)		Exercise Price (INR)	Weighted average share price	Risk free rate		Annual Dividend yield	Volatility		Fair value per SARs (INR)	
		From	To	From	To			From	To		From	To	From	To
Scheme 2015-28 (Series 28)	07-Aug-20	0.25	0.79	0.25	0.79	-	1,721.05	7.00%	7.37%	0.06%	15.63%	19.61%	1,720.18	1,720.77
Scheme 2015-31 (Series 31)	07-Aug-20	0.42	1.46	0.42	1.46	-	1,721.05	7.16%	7.21%	0.06%	15.02%	24.82%	1,719.44	1,720.59
Scheme 2015-32 (Series 32)	30-May-21	0.25	2.29	0.25	2.29	-	1,721.05	7.00%	7.27%	0.06%	15.63%	34.95%	1,718.53	1,720.77
Scheme 2015-40 (Series 40)	10-May-22	0.17	3.21	0.17	3.21	-	1,721.05	6.92%	7.29%	0.06%	16.50%	33.18%	1,717.52	1,720.87
Scheme 2015-51 (Series 51)	18-Oct-22	0.59	3.63	0.59	3.63	-	1,721.05	7.18%	7.31%	0.06%	17.38%	32.21%	1,717.06	1,720.40

As at 31st March, 2022

Scheme	Grant Date	Vesting period		Expected life (Years)		Exercise Price (INR)	Weighted average share price	Risk free rate		Annual Dividend yield	Volatility		Fair value per SARs (INR)	
		From	To	From	To			From	To		From	To	From	To
Series 2015-22 (Series 22)	20-May-19	0.75	0.79	0.25	0.79	-	1,763.10	3.97%	4.42%	0.05%	27.51%	31.45%	1,762.79	1,762.87
Scheme 2015-28 (Series 28)	07-Aug-20	0.67	1.79	0.67	1.79	-	1,763.10	4.33%	5.04%	0.05%	27.55%	29.55%	1,761.49	1,762.50
Scheme 2015-31 (Series 31)	07-Aug-20	1.42	2.46	1.42	2.46	-	1,763.10	4.82%	5.42%	0.05%	27.70%	35.94%	1,760.89	1,761.82
Series 2015-32 (Series 32)	30-May-21	0.25	3.29	0.25	3.29	-	1,763.10	3.97%	5.59%	0.05%	27.55%	37.02%	1,760.14	1,762.87

The following table lists the average inputs to the models used for the plans for the year ended March 31, 2023.

Particulars	Description of the inputs used
Expected volatility (weighted-average)	Expected volatility of the option is based on historical volatility, during a period equivalent to the option life, of the observed market prices of Kotak Mahindra Bank Limited's publicly traded equity shares.
Expected dividends	Dividend yield of the options is based on recent dividend activity.
Risk free interest rate (based on government bonds)	Risk-free interest rates are based on the government securities yield in effect at the time of the grant.

Reconciliation of Stock Appreciation Rights (cash-settled)

Scheme	Grant Date	As at March 31, 2023						As at March 31, 2022						Outstanding at the end of the year
		Outstanding at the start of the year	Granted during the year	Settled during the year	Net Transfer In/(Out)*	Lapsed during the year	Forfeited during the year	Outstanding at the end of the year	Outstanding at the start of the year	Granted during the year	Settled during the year	Net Transfer In/(Out)*	Lapsed during the year	Forfeited during the year
2015-14 (Series 14)	24-Oct-17	-	-	-	-	-	-	-	942	-	(942)	-	-	-
2015-17 (Series 17)	18-May-18	-	-	-	-	-	-	-	2,468	-	(2,468)	-	-	-
2015-19 (Series 19)	07-Jul-18	-	-	-	-	-	-	-	1,775	-	(1,775)	-	-	-
2015-22 (Series 22)	20-May-19	1,644	-	(1,812)	168	-	-	-	2,872	-	(3,239)	-	-	-
2015-28 (Series 28)	07-Aug-20	658	-	(369)	703	-	-	492	940	-	(282)	-	-	-
2015-31 (Series 31)	07-Aug-20	11,930	-	-	-	-	-	11,930	11,930	-	-	-	-	-
2015-32 (Series 32)	30-May-21	2,310	-	(620)	180	-	-	1,870	-	2,310	-	-	-	-
2015-40 (Series 40)	10-May-22	-	12,520	-	-	-	-	12,520	-	-	-	-	-	-
2015-51 (Series 51)	18-Oct-22	-	2,720	-	-	-	-	2,720	-	-	-	-	-	-
		16,542	15,240	(2,801)	551	-	-	29,532	20,432	2,310	(6,300)	-	-	-

* This represents transfer of employees within Bank and its subsidiaries

Effect of the employee share-based payment plans on the Statement of Profit and Loss account and on the balance sheet:

Particulars	For the year ended March 31, 2023	For the year ended March 31, 2022
Total employee compensation cost pertaining to share-based payment plans	258.89	140.99
Compensation cost pertaining to equity-settled employee share-based payment plan included above	106.18	28.46
Closing balance of liability for cash-settled options	292.05	146.81
Total fair value of liabilities for vested benefits	155.25	121.39




KOTAK MAHINDRA PRIME LIMITED
Notes to the financial statements as at and for the year ended March 31, 2023
(All amounts in INR lakhs, unless otherwise stated)
Note 43 Financial instruments – Fair values and risk management
A. Classification of financial assets and financial liabilities:

The following table shows the carrying amounts of Financial assets and Financial liabilities which are classified as Fair value through Profit and Loss (FVTPL), Fair value through other comprehensive income (FVTOCI) and Amortised Cost.

Particulars	As at March 31, 2023				As at March 31, 2022			
	FVTPL	FVTOCI	Amortised cost	Total	FVTPL	FVTOCI	Amortised cost	Total
Financial assets								
Cash and cash equivalents	-	-	40,198.16	40,198.16	-	-	22,666.11	22,666.11
Bank Balance other than cash and cash equivalent	-	-	90.83	90.83	-	-	44.82	44.82
Derivative financial instruments	982.52	-	-	982.52	-	-	-	-
Receivables:								
Trade receivables	-	-	-	-	-	-	6.47	6.47
Loans	-	-	26,74,138.24	26,74,138.24	-	-	23,09,264.01	23,09,264.01
Investments	34,986.82	4,40,313.59	1,84,146.98	6,59,447.39	10,002.82	4,37,982.67	2,03,922.92	6,51,908.40
Other financial assets	-	-	1,752.95	1,752.95	-	-	1,307.11	1,307.11
Total financial assets	35,969.34	4,40,313.59	29,00,327.16	33,76,610.09	10,002.82	4,37,982.67	25,37,211.44	29,85,196.92
Financial liabilities								
Derivative financial instruments	-	-	-	-	3,049.63	-	-	3,049.63
Payables								
Trade Payables								
(i) total outstanding dues of micro enterprises and small enterprises	-	-	160.05	160.05	-	-	-	-
(ii) total outstanding dues of creditors other than micro enterprises and small enterprises	-	-	52,452.77	52,452.77	-	-	57,637.24	57,637.24
Debt securities	-	-	15,17,434.56	15,17,434.56	-	-	12,09,416.48	12,09,416.48
Borrowings (Other than Debt Securities)	-	-	7,32,116.06	7,32,116.06	-	-	7,29,103.98	7,29,103.98
Deposits	-	-	177.49	177.49	-	-	145.01	145.01
Subordinated Liabilities	-	-	14,376.15	14,376.15	-	-	19,557.84	19,557.84
Other Financial liabilities	-	-	8,060.13	8,060.13	-	-	10,924.08	10,924.08
Total financial liabilities	-	-	23,24,777.21	23,24,777.21	3,049.63	-	20,26,784.64	20,29,834.27

082



KOTAK MAHINDRA PRIME LIMITED
Notes to the financial statements as at and for the year ended March 31, 2023
(All amounts in INR lakhs, unless otherwise stated)
Note 43 Financial instruments – Fair values and risk management
B. Fair value hierarchy:

Fair values of financial assets and financial liabilities measured as fair value, including their levels in the fair value hierarchy, are presented below.

Particulars	As at March 31, 2023				As at March 31, 2022			
	Level 1	Level 2	Level 3	Total	Level 1	Level 2	Level 3	Total
Financial assets								
<i>Investments at FVTPL</i>								
- Mutual Funds	-	-	-	-	10,002.82	-	-	10,002.82
- Debentures	-	19,972.99	-	19,972.99	-	-	-	-
- Alternate investment fund	-	-	15,013.83	15,013.83	-	-	-	-
- Derivative financial instruments	-	982.52	-	982.52	-	-	-	-
<i>Investments at FVOCI</i>								
- Government securities & T-bills	1,73,026.07	-	-	1,73,026.07	1,79,831.76	-	-	1,79,831.76
- Debentures	-	22,258.75	-	22,258.75	-	22,621.96	-	22,621.96
- Equity instruments	-	2,45,028.77	-	2,45,028.77	-	2,35,528.94	-	2,35,528.94
Total financial assets	1,73,026.07	2,88,243.03	15,013.83	4,76,282.93	1,89,834.58	2,58,150.90	-	4,47,985.48
Financial liabilities								
Derivative financial instruments	-	-	-	-	-	3,049.63	-	3,049.63
Total financial liabilities	-	-	-	-	-	3,049.63	-	3,049.63

Fair values of financial assets and financial liabilities not measured at fair value, including their levels in the fair value hierarchy, are presented below. It does not include the fair value information for financial assets and financial liabilities not measured at fair value if the carrying amount is a reasonable approximation of fair value.

Particulars	As at March 31, 2023				As at March 31, 2022			
	Level 1	Level 2	Level 3	Total	Level 1	Level 2	Level 3	Total
Financial assets								
Loans	-	-	26,57,358.16	26,57,358.16	-	-	21,91,478.36	21,91,478.36
Investments	-	1,82,838.60	-	1,82,838.60	-	2,10,481.84	-	2,10,481.84
Other financial assets	-	-	170.76	170.76	-	-	186.74	186.74
Total financial assets	-	1,82,838.60	26,57,528.92	28,40,367.52	-	2,10,481.84	21,91,665.10	24,02,146.94
Financial liabilities								
Debt securities	-	14,66,376.38	-	14,66,376.38	-	12,25,260.51	-	12,25,260.51
Borrowings (Other than Debt Securities)	-	7,30,754.56	-	7,30,754.56	-	7,29,111.72	-	7,29,111.72
Subordinated liabilities	-	13,424.57	-	13,424.57	-	20,233.76	-	20,233.76
Total financial liabilities	-	22,10,555.51	-	22,10,555.51	-	19,74,605.99	-	19,74,605.99



KOTAK MAHINDRA PRIME LIMITED
Notes to the financial statements as at and for the year ended March 31, 2023
(All amounts in INR lakhs, unless otherwise stated)
Note 43 Financial instruments – Fair values and risk management

Fair value of financial assets and liabilities measured at amortised cost

Particulars	As at March 31, 2023		As at March 31, 2022	
	Carrying amount	Fair value	Carrying amount	Fair value
Financial assets				
Loans				
Vehicle finance loan	22,44,068.37	22,08,212.02	17,62,728.43	17,44,160.01
Structured loan	1,54,108.09	1,51,059.72	3,45,841.80	3,46,490.47
Personal loan	89,271.04	90,585.43	64,453.94	59,987.08
Other Lending Activities	1,86,690.75	2,07,500.99	1,36,239.83	1,38,369.00
Investments				
- Debentures	1,84,146.98	1,82,838.60	2,03,922.92	2,10,481.84
Other financial assets				
- Lease deposits	218.31	170.76	227.64	186.74
	28,58,503.54	28,40,367.52	25,13,414.56	24,99,675.13
Financial liabilities				
Debt securities	15,17,434.56	14,66,376.38	12,09,416.48	12,25,260.51
Borrowings (Other than Debt Securities)	7,32,116.06	7,30,754.56	7,29,103.98	7,29,111.72
Subordinated Liabilities	14,376.15	13,424.57	19,557.84	20,233.76
Total financial liabilities	22,63,926.77	22,10,555.52	19,58,078.30	19,74,605.99

The carrying amounts of Cash and cash equivalents, Bank Balance other than cash and cash equivalent, trade receivables, CBLO lending, loan to employees (amounting to Rs. 67.51 lakhs, net of ECL), Inter Corporate Deposit, other deposits, other financial assets, trade payables, deposits and other financial liabilities are considered to be the same as their fair values, due to their short-term nature.



KOTAK MAHINDRA PRIME LIMITED**Notes to the financial statements as at and for the year ended March 31, 2023***(All amounts in INR lakhs, unless otherwise stated)***Note 43 Financial instruments – Fair values and risk management****C. Measurement of fair values**

The fair value of financial instruments have been classified into three categories depending on the inputs used in the valuation technique. The hierarchy gives the highest priority to quoted prices in active markets for identical assets or liabilities (Level 1 measurements) and lowest priority to unobservable inputs (Level 3 measurements). The categories used are as follows:

The categories used are as follows:

Level 1 : Level 1 hierarchy includes financial instruments measured using unadjusted quoted prices in active markets that the Company has the ability to access for the identical assets or liabilities. A financial instrument is classified as a Level 1 measurement if it is listed on an exchange. This includes traded bonds and mutual funds that have quoted price. The fair value of all equity instruments (including bonds) which are traded in the stock exchanges is valued using the closing price as at the reporting period. The mutual funds are valued at the closing NAV.

Level 2 : The fair value of financial instruments that are not traded in active markets is determined using valuation techniques which maximize the use of observable market data either directly or indirectly, such as quoted prices for similar assets and liabilities in active markets, for substantially the full term of the financial instrument but do not qualify as Level 1 inputs. If all significant inputs required to fair value an instrument are observable the instrument is included in level 2.

Level 3 : If one or more of the significant inputs is not based in observable market data, the instruments is included in level 3. That is, Level 3 inputs incorporate market participants' assumptions about risk and the risk premium required by market participants in order to bear that risk. The Company develops Level 3 inputs based on the best information available in the circumstances.

The following tables show the valuation techniques used in measuring Level 2 and Level 3 fair values, as well as the significant unobservable inputs used.

Financial instruments measured at fair value

Instrument type	Valuation technique	Significant unobservable inputs	Inter-relationship between significant unobservable inputs and fair value measurement
Investment in equity instruments (Classified as level 2)	Comparable Companies Multiple Method: Under this method the value of shares/business of a company is determined based on market multiples of publicly traded comparable companies. Comparable Transaction multiple method: Under this method the value of shares/business of a company is determined based on market multiples of publicly disclosed transactions in the similar segment as that of the company being valued. Cost Approach : Break Up Value method has been adopted for valuation of equity shares. One or combination of the above has been used for valuation of equity instruments.	Not applicable	Not applicable



KOTAK MAHINDRA PRIME LIMITED
Notes to the financial statements as at and for the year ended March 31, 2023
(All amounts in INR lakhs, unless otherwise stated)
Note 43 Financial instruments – Fair values and risk management


Investment in preference shares (Classified as level 3)	The fair values have been calculated using the discounted cash flow approach discounted at a rate that reflects the credit risk of the counterparty.	Interest rates to discount future projected cash flows	Significant increase/decrease in the discount factor would entail corresponding change in the valuation of preference shares.
Investment in debentures (Classified as level 2)	The fair values of unlisted Debt Securities have been calculated using the discounted cash flow approach. The discounted rates are based on the rating and residual tenure published by Financial Benchmarks India Private Limited (FIBIL).	Not applicable	Not applicable
Derivative financial instrument (Classified as level 2)	The fair values have been calculated based on discounted cash flow model. The discount rates are based on tenure specific OIS (Overnight Index Swap) rate as published by Financial Benchmarks India Private Limited (FIBIL)	Not applicable	Not applicable

Financial instruments not measured at fair value

Instrument type	Valuation technique
Loans	The fair values of loans that do not reprice or mature frequently are estimated using discounted cash flow models using actual or estimated yields and consequently for the purposes of level disclosures categorized under Level 3. Fair value of Level 3 loans would decrease/(increase) in value depending on increase/(decrease) in discount rate. For impaired loan, the amortised cost is taken as fair value.
Lending through Pass Through Certificates (PTC)	The fair values have been calculated using the discounted cash flow approach discounted at a rate that reflects the credit risk of various counter parties.
Debt securities, Borrowings other than debt securities and Subordinated liabilities	The fair values of the Company's Debt securities, Borrowings other than debt securities and Subordinated liabilities are calculated based on a discounted cash flow model. The discount rates are based on risk-free rate plus yield curves appropriate for the remaining maturities of the instruments as published by Financial Benchmarks India Private Limited (FIBIL)
Security Deposits	The fair values have been calculated using the discounted cash flow approach discounted at a rate from observable inputs i.e. Kotak Mahindra Bank Limited MCLR.

Transfers between Level 1 and Level 2

There were no significant changes in the classification and no significant movements between the fair value hierarchy classifications of assets and liabilities during FY 2021-22.

KOTAK MAHINDRA PRIME LIMITED
Notes to the financial statements as at and for the year ended March 31, 2023
(All amounts in INR lakhs, unless otherwise stated)
Note 43 Financial instruments – Fair values and risk management
D. Level 3 fair values measurement


The following table shows a reconciliation from the beginning balances to the ending balances for fair value measurements in Level 3 of the fair value hierarchy.

Particulars	As at April 1, 2022	Purchases	Sales/ Settlements	Gain/(Loss) recognised in profit or loss	Gains recognised in OCI	Transfers in/(out)	As at March 31, 2023
Investments in Preference shares	-	-	-	-	-	-	-
Investment in Alternate fund	-	15,013.83	-	-	-	-	15,013.83
	-	15,013.83	-	-	-	-	15,013.83

Particulars	As at April 1, 2021	Purchases	Sales/ Settlements	Gain/(Loss) recognised in profit or loss	Gains recognised in OCI	Transfers in/(out)	As at March 31, 2022
Investments in Preference shares	12,200.13	-	-	(12,200.13)	-	-	-
Investment in Alternate fund	-	-	-	-	-	-	-
	12,200.13	-	-	(12,200.13)	-	-	-

Sensitivity analysis of Level 3 financial instruments measured at fair value

Although the Company believes that its estimates of fair value are appropriate, the use of different methodologies or assumptions could lead to different measurements of fair value. As per practice followed by the company, this investments are fair valued after six months of investments. Given that the investment in alternate fund has been made in last six months these are valued at cost on reporting date.



KOTAK MAHINDRA PRIME LIMITED

Notes to the financial statements as at and for the year ended March 31, 2023

(All amounts in INR lakhs, unless otherwise stated)

Note 43 FINANCIAL INSTRUMENTS – FAIR VALUES AND RISK MANAGEMENT (CONTINUED)

E. Financial risk management

The Company's activities expose it to a variety of risks namely:

- Credit risk ;
- Liquidity risk ; and
- Market risk

i. Risk management framework

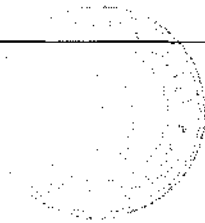
The Company's board of directors has overall responsibility for the establishment and oversight of the Company's risk management framework. The board of directors has established the Risk Management Committee.

The Risk Management committee of Board exercises supervisory power in connection with the risk management of the company, developing and monitoring risk management policies, monitoring of the exposures, reviewing adequacy of risk management process, ensuring compliance with the statutory/regulatory framework of the risk management process.

The Company's risk management policies are established to identify and analyse the risks faced by the Company, to set appropriate risk limits and controls and to monitor risks and adherence to limits. Risk management policies and systems are reviewed regularly to reflect changes in market conditions and the Company's activities. The Company, through its training and management standards and procedures, aims to maintain a disciplined and constructive control environment in which all employees understand their roles and obligations.

The audit committee is assisted in its oversight role by internal audit. Internal audit undertakes both regular and ad hoc reviews of risk management controls and procedures, the results of which are reported to the audit committee.


08



KOTAK MAHINDRA PRIME LIMITED
Notes to the financial statements as at and for the year ended March 31, 2023
(All amounts in INR lakhs, unless otherwise stated)
Note 43 FINANCIAL INSTRUMENTS – FAIR VALUES AND RISK MANAGEMENT (CONTINUED)

The note below explains the sources of risk which the entity is exposed to and how the entity manages the risk in its financial statements:-

Risk	Exposure arising from	Measurement	Management
Credit Risk	Loans, Investments, Trade receivables, Bank balances and other financial assets	Aging analysis, Credit Rating	<p>The company has setup policies for credit risk management and mitigation.</p> <p>The company has laid out process for credit evaluation for all its customers. For retail business, customer profiles are reviewed/assessed based on financial strength, leverage etc. For other than retail business, the lending proposals are subjected to thorough assessment of promoters, group financial strength and leverage, operational and financial performance track record, cash flows, valuation of collateral.</p> <p>The exposures are subjected to regular monitoring through various parameters i.e. days past due, cash flows, inventory audit, collateral cover, value of underlying capital market securities.</p> <p>The Company manages and controls credit risk by setting limits on the amount of risk it is willing to accept for individual customers and customer group and by monitoring exposures in relation to such limits.</p>
Liquidity Risk	Debt securities, Borrowings other than debt securities, Subordinated liabilities, Trade payables and other financial liabilities	Cash flow forecasts	<p>Asset Liability Management Committee (ALCO) of the Company defines its liquidity risk management strategy and sets the overall policy and risk tolerances.</p> <p>In order to manage/mitigate liquidity risk, in addition to regulatory limits on liquidity gaps, the Company has also defined prudential internal limit for Liquidity Gap tolerance for its various time buckets, which is approved by the ALCO.</p> <p>Treasury team is responsible for managing liquidity under the prescribed liquidity risk management framework and the same is monitored by ALCO.</p> <p>The Company ensures that there is sufficient liquidity headroom available, including liquid assets, at all times to manage any contingency.</p>
Market risk			
a. Foreign currency risk	Financial liabilities not denominated in INR	Cash flow forecasts, Sensitivity Analysis	Cross currency swaps
b. Interest rate risk	Financial assets and liabilities at variable rates	Sensitivity Analysis, Interest rate movements	<p>Board of Directors (the Board) of the Company is the guiding body for management of its interest rate risk and sets the overall policy and risk limits.</p> <p>In order to manage/mitigate interest rate risk, the Company has defined Interest Rate Sensitive Gap tolerance limits for each time bucket which is approved by the Board. Treasury is entrusted with the responsibility of managing interest rate risk within the prescribed overall risk limits and the same is monitored by ALCO.</p> <p>Further, the Company undertakes NII analysis to assess the impact of changes in interest rate on the earnings of the Company.</p>



KOTAK MAHINDRA PRIME LIMITED

Notes to the financial statements as at and for the year ended March 31, 2023

(All amounts in INR lakhs, unless otherwise stated)

Note 43 FINANCIAL INSTRUMENTS – FAIR VALUES AND RISK MANAGEMENT (CONTINUED)**b. Interest Rate Risk**

Interest rate risk consists primarily of risk inherent in ALM activities and relates to the potential adverse impact of changes in market interest rates on future net interest income (NII). Interest rate risk arises from mismatches in re-pricing of interest rate sensitive assets (RSA) and rate sensitive liabilities (RSL).

Board of Directors (the Board) of the Company is the guiding body for management of its interest rate risk and sets the overall policy and risk limits. In order to manage/mitigate interest rate risk, the Company has defined Interest Rate Sensitive Gap tolerance limits for each time bucket which is approved by the Board. Treasury is entrusted with the responsibility of managing interest rate risk within the prescribed overall risk limits and the same is monitored by ALCO.

Further, the Company undertakes NII analysis to assess the impact of changes in interest rate on the earnings of the Company.

Exposure to interest rate risk

The Interest rate profile of the Company's interest bearing financial instruments is as follows.

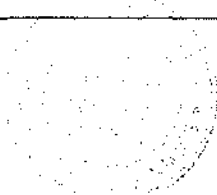
	As at March 31, 2023	As at March 31, 2022
Fixed-rate instruments		
Financial assets	30,40,251.98	26,69,449.96
Financial liabilities	(22,29,579.57)	(20,11,835.23)
Variable-rate instruments		
Financial assets	3,36,358.11	3,15,746.96
Financial liabilities	(95,197.63)	(20,021.03)
Total Net	10,51,832.89	9,53,340.66

Cash flow sensitivity analysis for variable-rate Instruments

A reasonably possible change of 100 basis points in interest rates at the reporting date would have increased (decreased) profit or loss by the amounts shown below. This analysis assumes that all other variables remain constant.

Particulars	As at March 31, 2023		As at March 31, 2022	
	100 bp increase	100 bp decrease	100 bp increase	100 bp decrease
Variable rate instruments	2,411.60	(2,411.60)	2,957.26	(2,957.26)
Cash Flow Sensitivity	2,411.60	(2,411.60)	2,957.26	(2,957.26)

The risk estimates provided assume a parallel shift of 100 basis points interest rate across all yield curves. This calculation also assumes that the change occurs at the balance sheet date and has been calculated based on risk exposures outstanding as at that date. The period end balances are not necessarily representative of the average debt outstanding during the period.



KOTAK MAHINDRA PRIME LIMITED

Notes to the financial statements as at and for the year ended March 31, 2023

(All amounts in INR lakhs, unless otherwise stated)

Note 43 FINANCIAL INSTRUMENTS – FAIR VALUES AND RISK MANAGEMENT (CONTINUED)**ii. Credit risk**

Credit risk is the risk of actual or probable financial loss to the Company if a customer or counterparty to a financial instrument fails to meet its contractual obligations, and arises principally from the Company's receivables from customers and loans and advances now or in future.

The sanction and renewal of any credit facility to a particular borrower requires appropriate credit approval by concerned authority. The appropriate authority has been entrusted with the task of verifying the credentials of the customer as per set processes and guidelines. The Company manages and controls credit risk by setting limits on the amount of risk it is willing to accept for individual counterparties and for Group of Counterparties and by monitoring exposures in relation to such limits. Credit worthiness of borrowers is regularly reviewed and monitored by line credit risk managers, who are responsible for maintaining the portfolio quality as per given risk – return targets. Further the company has established a credit quality review process to provide early identification of possible changes in the creditworthiness of counterparties, including regular collateral revisions. The credit quality review process aims to allow the company to assess the potential loss as a result of the risks to which it is exposed and take corrective actions.

The gross carrying amounts of following financial assets represent the maximum credit risk exposure:-

Particulars	As at March 31, 2023	As at March 31, 2022
Cash and cash equivalents	40,213.08	22,687.21
Bank balance other than cash and cash equivalents	90.85	44.83
Trade receivables	-	6.55
Loans *		
- Vehicle Finance	22,90,007.78	18,12,243.74
- Structured loans	1,54,657.47	3,48,279.00
- Personal loans	94,199.56	70,677.24
- Other Lending Activities	1,87,946.68	1,36,878.89
Investments	3,99,698.40	4,07,281.42
Other financial assets	1,764.55	1,322.77
	31,68,578.37	27,99,421.65

*Loans do not include undrawn loan commitments (Credit conversion factor) on which impairment loss allowance has been provided for. For details refer Note 43 (a) (iii).



KOTAK MAHINDRA PRIME LIMITED

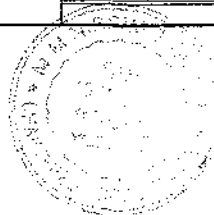
Notes to the financial statements as at and for the year ended March 31, 2023

(All amounts in INR lakhs, unless otherwise stated)

Note 43 FINANCIAL INSTRUMENTS – FAIR VALUES AND RISK MANAGEMENT (CONTINUED)
a. Credit quality analysis

(i) The following table sets out the information about the credit quality of financial assets measured at amortised cost.

	As at March 31, 2023					As at March 31, 2022				
	12-month ECL	Lifetime ECL not credit-impaired	Lifetime ECL credit-impaired	Purchased or Originated Credit Impaired (POCI)	Total	12-month ECL	Lifetime ECL not credit-impaired	Lifetime ECL credit-impaired	Purchased or Originated Credit Impaired (POCI)	Total
Loans										
Vehicle finance										
Current	20,80,578.78	47,568.24	786.43	-	21,28,933.45	15,22,511.91	7,505.86	3,635.67	377.56	15,34,031.00
Past due 1-30 days	60,966.65	9,590.79	1,184.23	-	71,741.66	1,59,550.30	14,368.63	1,277.16	-	1,75,196.69
Past due 31-60 days	39.49	26,814.20	3,690.72	-	30,544.41	-	31,306.86	1,467.82	-	32,774.68
Past due 61-90 days	-	4,124.39	6,012.99	-	10,137.38	-	12,010.83	1,938.97	-	13,949.80
Past due 91 days	-	-	48,650.88	-	48,650.88	-	-	56,291.58	-	56,291.58
	21,41,584.92	88,097.62	60,325.25	-	22,90,007.78	16,82,062.21	65,192.18	64,611.80	377.56	18,12,243.75
Impairment loss allowance	(10,137.38)	(5,468.77)	(33,097.98)	2,764.72	(45,939.41)	(13,545.55)	(9,187.47)	(32,069.28)	5,312.75	(49,489.54)
Carrying amount	21,31,447.54	82,628.85	27,227.27	2,764.72	22,44,068.37	16,68,516.66	56,004.71	32,542.52	5,690.31	17,62,754.21
Structured loans *										
Current	1,54,449.84	-	-	-	1,54,449.84	3,30,182.50	15,886.12	-	-	3,46,068.62
Past due 1-30 days	-	-	-	-	-	2,015.01	-	-	-	2,015.01
Past due 31-60 days	-	-	-	-	-	-	-	-	-	-
Past due 61-90 days	-	-	-	-	-	-	-	-	-	-
Past due 91 days	-	-	207.63	-	207.63	-	-	195.37	-	195.37
	1,54,449.84	-	207.63	-	1,54,657.47	3,32,197.51	15,886.12	195.37	-	3,48,279.00
Impairment loss allowance	(956.00)	-	(193.38)	-	(549.38)	(1,513.65)	(810.43)	(138.87)	-	(2,462.96)
Carrying amount	1,54,093.84	-	14.25	-	1,54,108.09	3,30,683.86	15,075.69	56.50	-	3,45,816.04
Personal loans										
Current	85,065.21	502.89	12.37	-	85,580.46	54,665.14	198.96	57.89	-	54,921.99
Past due 1-30 days	2,565.44	187.47	29.58	-	2,782.48	5,056.31	522.87	61.42	-	5,640.60
Past due 31-60 days	-	861.83	104.66	-	966.49	-	1,359.94	80.42	-	1,440.36
Past due 61-90 days	-	205.38	111.30	-	316.69	-	730.34	159.51	-	889.85
Past due 91 days	-	-	4,553.44	-	4,553.44	-	-	7,784.43	-	7,784.43
	87,630.64	1,757.57	4,611.36	-	94,199.57	59,721.44	2,812.12	8,143.67	-	70,677.24
Impairment loss allowance	(738.59)	(275.40)	(3,914.53)	-	(4,928.53)	(887.23)	(527.81)	(4,808.26)	-	(6,223.30)
Carrying amount	86,892.05	1,482.17	896.83	-	89,271.04	58,834.21	2,284.31	3,335.41	-	64,453.93



KOTAX MAHINDRA PRIME LIMITED

Notes to the financial statements as at and for the year ended March 31, 2023


(All amounts in INR lakhs, unless otherwise stated)

Note 43 FINANCIAL INSTRUMENTS – FAIR VALUES AND RISK MANAGEMENT (CONTINUED)

Others**									
Current	2,26,245.32	121.44	-	-	2,26,366.76	1,52,049.84	-	-	1,52,049.84
Past due 1-30 days	3,106.29	-	-	-	3,106.29	8,890.40	-	-	8,890.40
Past due 31-60 days	-	246.33	31.25	-	277.58	-	-	-	-
Past due 61-90 days	-	167.87	-	-	167.87	-	-	-	-
Past due 91 days	-	-	96.64	-	96.64	-	-	-	-
	2,29,351.61	535.64	127.89	-	2,30,015.14	1,60,940.24	-	-	1,60,940.24
Impairment loss allowance	(1,117.07)	(123.54)	(42.30)	-	(1,282.92)	(675.91)	-	-	(675.91)
Carrying amount	2,28,234.54	412.10	85.59	-	2,28,732.23	1,60,264.33	-	-	1,60,264.33
Investments									
Current	1,84,440.60	-	-	-	1,84,440.60	2,04,827.70	-	-	2,04,827.70
Past due 1-30 days	-	-	-	-	-	-	-	-	-
Past due 31-60 days	-	-	-	-	-	-	-	-	-
Past due 61-90 days	-	-	-	-	-	-	-	-	-
Past due 91 days	-	-	-	-	-	-	-	-	-
	1,84,440.60	-	-	-	1,84,440.60	2,04,827.70	-	-	2,04,827.70
Impairment loss allowance	(293.62)	-	-	-	(293.62)	(904.78)	-	-	(904.78)
Carrying amount	1,84,146.98	-	-	-	1,84,146.98	2,03,922.92	-	-	2,03,922.92

*Structured loan includes loan against securities, commercial real estate loans and other structured loans.

**Others includes cash and cash equivalents, bank balance other than cash and cash equivalents, trade receivables, CBLO lending, Inter corporate deposit, Loan to employees, Loan given to trust, Loan against Property and Other financial assets.



KOTAK MAHINDRA PRIME LIMITED

Notes to the financial statements as at and for the year ended March 31, 2023

(All amounts in INR lakhs, unless otherwise stated)

Note 43 FINANCIAL INSTRUMENTS – FAIR VALUES AND RISK MANAGEMENT (CONTINUED)

(ii) The following table sets out the information about the credit quality of financial assets measured at Fair value through other comprehensive income (FVOCI).

	As at March 31, 2023				As at March 31, 2022			
	12-month ECL	Lifetime ECL not credit-impaired	Lifetime ECL credit-impaired	Total	12-month ECL	Lifetime ECL not credit-impaired	Lifetime ECL credit-impaired	Total
Investment in debentures*								
Current	1,95,284.82	-	-	1,95,284.82	2,02,453.72	-	-	2,02,453.72
Past due 1-30 days	-	-	-	-	-	-	-	-
Past due 31-60 days	-	-	-	-	-	-	-	-
Past due 61-90 days	-	-	-	-	-	-	-	-
Past due 91 days	-	-	-	-	-	-	-	-
	1,95,284.82	-	-	1,95,284.82	2,02,346.91	-	-	2,02,346.91
Carrying amount (Fair Value)	1,95,284.82	-	-	1,95,284.82	2,02,453.72	-	-	2,02,453.72

* Includes Government Securities

(iii) The following table sets out the information about the credit quality of financial assets measured at Fair value through profit and loss account (FVTPL).

	As at March 31, 2023				As at March 31, 2022			
	12-month ECL	Lifetime ECL not credit-impaired	Lifetime ECL credit-impaired	Total	12-month ECL	Lifetime ECL not credit-impaired	Lifetime ECL credit-impaired	Total
Investment in debentures*								
Current	19,972.99	-	-	19,972.99	-	-	-	-
Past due 1-30 days	-	-	-	-	-	-	-	-
Past due 31-60 days	-	-	-	-	-	-	-	-
Past due 61-90 days	-	-	-	-	-	-	-	-
Past due 91 days	-	-	-	-	-	-	-	-
	19,972.99	-	-	19,972.99	-	-	-	-
Carrying amount (Fair Value)	19,972.99	-	-	19,972.99	-	-	-	-

(iv) The table below shows the credit quality and the exposure to credit risk for loan commitments (Credit conversion factor) :

	As at March 31, 2023				As at March 31, 2022			
	12-month ECL	Lifetime ECL not credit-impaired	Lifetime ECL credit-impaired	Total	12-month ECL	Lifetime ECL not credit-impaired	Lifetime ECL credit-impaired	Total
Loans								
Vehicle finance	49,295.01	10,157.61	-	59,452.62	43,457.43	878.39	-	44,335.82
Structured loans	925.60	-	-	925.60	8,891.88	-	-	8,891.88
	50,220.61	10,157.61	-	60,378.22	52,349.31	878.39	-	53,227.70



KOTAK MAHINDRA PRIME LIMITED

Notes to the financial statements as at and for the year ended March 31, 2023

(All amounts in INR lakhs, unless otherwise stated)

Note 43 FINANCIAL INSTRUMENTS – FAIR VALUES AND RISK MANAGEMENT (CONTINUED)**b. Collaterals held and concentrations of credit risk****Collaterals held**

The amount and type of collateral required depends on an assessment of the credit risk of the customer. Guidelines are in place covering the acceptability and valuation of each type of collateral.

The main types of collateral obtained are, as follows:

- a. For retail lending, hypothecation over vehicles
- b. For automobile dealership lending, charge over real estate properties, inventory and trade receivables
- c. For structured lending, charge over real estate properties, pledge of securities.

Management monitors the market value of collateral and will request additional collateral in accordance with the underlying agreement. In its normal course of business, the Company follows generally acceptable processes (in accordance with law) to get possession of the collateral through the agent appointed. The assets so repossessed are sold on behalf of the customers so as to settle the receivables. Any surplus funds are returned to the customers/obligors. As a result of this practice, the collaterals are not recorded on the balance sheet and not treated as non-current assets held for sale.

Quantitative information of Collateral - Credit impaired assets

Loan to Value Ratio	Gross value of loans in stage 3	
	As at	As at
	March 31, 2023	March 31, 2022
Less than 50%	20,496.18	23,845.26
51 to 70%	8,056.56	15,588.54
71 to 90%	13,778.80	13,959.94
91 to 100%	5,976.48	5,122.63
More than 100%	17,164.36	14,434.46
Total	65,472.38	72,950.83

Financial assets received as coverage

Company has received Financial assets as collateral that it is permitted to sell in the absence of default.

At March 31, 2023, the fair value of financial assets accepted as collateral against Loan that the Company is permitted to sell or repledge in the absence of default was Nil (March 31st, 2022: Rs 45,363.28 lakhs).

During the year ended on March 31st, 2023, the fair value of financial assets accepted as collateral that had been sold was Nil (Year ended on March 31st, 2022: Nil). The Company adjusts the sales Proceed from carrying amount of loan and is not obliged to return equivalent securities.



KOTAK MAHINDRA PRIME LIMITED

Notes to the financial statements as at and for the year ended March 31, 2023

(All amounts in INR lakhs, unless otherwise stated)

Note 43 FINANCIAL INSTRUMENTS – FAIR VALUES AND RISK MANAGEMENT (CONTINUED)**Concentration of credit risk**

The company monitors concentration of credit risk by line of business in India. The following table shows the concentrations of loans as at year end:-

Particulars	As at March 31, 2023	As at March 31, 2022
Gross carrying amount	27,26,811.48	23,68,078.87
Concentration by sector		
Corporate	3,21,749.74	3,87,609.75
Dealer finance	2,82,160.14	1,93,609.75
CBLO Lending	-	97,469.42
Employee Loan	67.96	78.72
Inter Corporate Deposits	-	-
PTC Loans	20,786.43	-
Retail		
- Vehicle finance	20,07,847.64	16,18,433.99
- Unsecured lending	94,199.56	70,677.24
	27,26,811.48	23,68,078.87

c. Amounts arising from ECL**i. Inputs, assumptions and techniques used for estimating impairment****Inputs considered in the ECL model:**

The objective of the impairment requirements is to recognize lifetime expected credit losses for all assets for which there have been significant increase in credit risk since initial recognition - whether assessed on an individual or collective basis - considering all reasonable and supportable information, including that which is forward-looking. At each reporting date, it will be assessed whether there has been a significant increase in credit risk (SICR) for assets since initial recognition by comparing the risk of default occurring over the expected life between the reporting date and the date of initial recognition.

Assessment of significant increase in credit risk (SICR):

The credit risk on a financial asset of the Company are assumed to have increased significantly since initial recognition when contractual payments are more than 30 days past due. Accordingly the financial assets shall be classified as Stage 2, if on the reporting date, it has been past due for more than 30 days.


In determining whether credit risk has increased significantly since initial recognition, Company uses days past due information, Early Warning Signals (EWS) in terms of unusual events including incidents and frauds, repossession of an asset, etc. and forecast information to assess deterioration in credit quality of a financial asset.

Assumption considered in the ECL model:

- "Probability of default" (PD) is defined as the probability of whether the borrowers will default on their obligations in the future. For assets which are in Stage 1, a 12 month PD is required. For Stage 2 assets a lifetime PD is required while Stage 3 assets are considered to have a 100% PD.
- "Loss given default" (LGD) is an estimate of loss from a transaction, given that a default occurs.
- "Exposure at default" (EAD) represents the expected exposure in the event of a default.

Forward looking information:

The Company incorporates forward looking information into both assessment of whether the credit risk of an instrument has increased significantly since its initial recognition and its measurement of ECL. Based on the consideration of a variety of external actual and forecast information, the Company forms a 'base case' view of the future direction of relevant economic variables such as real GDP, Real/Nominal Wages, Domestic Credit, real personal disposable income, etc. This process involves developing two or more additional economic scenarios and considering the relative probabilities of each outcome. The base case represents a most likely outcome while the other scenarios represent more optimistic and more pessimistic outcomes.



KOTAK MAHINDRA PRIME LIMITED
Notes to the financial statements as at and for the year ended March 31, 2023
(All amounts in INR lakhs, unless otherwise stated)
Note 43 FINANCIAL INSTRUMENTS – FAIR VALUES AND RISK MANAGEMENT (CONTINUED)
Definition of default

The company combines the exposures into smaller homogeneous portfolios, based on a combination of internal and external characteristics of the loans. The company categorises loan assets into stages based on the days past due status.

- Stage 1: 0 - 30 days past due

- Stage 2: 31 - 90 days past due & EWS accounts (P.Y. 31 - 89 days past due & EWS accounts)

- Stage 3: 91 days & above past due (P.Y. 90 days & above past due)

The three stages reflect the general pattern of credit deterioration of a financial instrument.

Further, company considers following factors to determine staging for corporate loans

For downgrade from Stage 1 to Stage 2:

- 2 notch downgrade in Internal rating (wherever available) since initial recognition of loan
- 2 notch downgrade in external rating (wherever available) since initial recognition of loan
- Wherever management thinks there is significant increase in credit risk based on the internal assessment

Policy for write-off of Financial assets

Financial assets are written off when there is no realistic prospect of recovery. This is generally the case when the Company determines that the borrower does not have assets or sources of income that could generate sufficient cash flows to repay the amounts.

ii. An analysis of changes in gross carrying amount as follows:

Particulars	12-month ECL	Lifetime ECL not credit-impaired	Lifetime ECL credit-impaired	Purchased or Originated Credit Impaired (POCI)	Total
Loans *					
Balance as at March 31, 2021	18,65,200.90	1,34,950.42	93,517.60	-	20,93,668.92
Transfer from 12 month ECL	(78,993.50)	54,850.27	24,143.23	-	-
Transfer from Lifetime ECL not credit impaired	21,606.48	(49,875.91)	28,270.44	-	-
Transfer from Lifetime ECL credit impaired	4,320.33	6,634.72	(10,955.05)	-	-
Net remeasurement of loss allowance	(4,50,420.40)	(27,955.25)	(14,955.80)	377.56	(4,92,953.88)
New financial assets originated during the year	11,21,318.89	-	-	-	11,21,318.89
Matured or repaid	(3,59,720.80)	(34,712.84)	(4,516.70)	-	(4,08,950.34)
Write-offs	-	-	(42,552.89)	-	(42,552.89)
Balance as at March 31, 2022	21,13,311.90	83,890.41	72,950.83	377.56	22,70,530.70
Transfer from 12 month ECL	(1,25,383.10)	97,244.38	28,198.72	-	-
Transfer from Lifetime ECL not credit impaired	37,606.17	(50,919.07)	23,312.90	-	-
Transfer from Lifetime ECL credit impaired	3,215.37	2,211.62	(5,426.99)	-	-
Net remeasurement of loss allowance	(4,16,060.46)	(23,609.28)	(13,828.84)	-	(4,53,498.58)
New financial assets originated during the year	13,28,459.46	-	-	-	13,28,459.46
Matured or repaid	(3,10,267.27)	(8,427.22)	(3,157.50)	(377.56)	(3,82,229.55)
Write-offs	-	-	(36,517.74)	-	(36,517.74)
Balance as at March 31, 2023	25,70,882.07	90,390.84	55,471.38	-	27,26,744.29

* The above table does not include movement of CBLO lending and Loan to Employees.



KOTAK MAHINDRA PRIME LIMITED
Notes to the financial statements as at and for the year ended March 31, 2023
(All amounts in INR lakhs, unless otherwise stated)
Note 43 FINANCIAL INSTRUMENTS – FAIR VALUES AND RISK MANAGEMENT (CONTINUED)
iii. Impairment loss allowance

The following table shows reconciliations from the opening to the closing balance of the loss allowances:

Particulars	12-month ECL	Lifetime ECL not credit-impaired	Lifetime ECL credit-impaired	Purchased or Originated Credit Impaired (POCI) **	Total
Loans *					
Balance as at March 31, 2021	13,729.55	16,554.38	49,682.47	-	79,966.40
Transfer from 12 month ECL	(4,915.13)	2,516.25	2,298.89	-	-
Transfer from Lifetime ECL not credit impaired	2,406.31	(7,352.91)	4,946.59	-	-
Transfer from Lifetime ECL credit impaired	1,761.31	2,753.46	(4,514.78)	-	-
Net remeasurement of loss allowance	(6,794.51)	(621.56)	3,701.47	-	(3,714.60)
New financial assets originated during the year	12,960.77	-	-	(5,312.75)	7,648.02
Matured or repaid	(2,582.76)	(3,423.92)	(2,699.66)	-	(8,706.33)
Write-offs	-	-	(16,398.56)	-	(16,398.56)
Balance as at March 31, 2022	16,565.54	10,525.70	37,016.42	(5,312.75)	58,794.93
Transfer from 12 month ECL	(5,835.05)	2,955.28	2,879.77	-	-
Transfer from Lifetime ECL not credit impaired	2,861.50	(7,531.39)	4,669.89	-	-
Transfer from Lifetime ECL credit impaired	1,198.96	828.50	(2,027.46)	-	-
Net remeasurement of loss allowance	(11,282.35)	255.15	9,526.64	2,548.03	1,047.47
New financial assets originated during the year	11,356.60	-	-	-	11,356.60
Matured or repaid	(2,560.30)	(1,149.26)	(1,205.97)	-	(4,915.53)
Write-offs	-	-	(13,610.66)	-	(13,610.66)
Balance as at March 31, 2023	12,304.90	5,883.98	37,248.63	(2,764.72)	52,672.79

* The above table does not include movement of CBLO lending and Loan to Employees.

**Amount of Rs. 5,312.75 lakh relating to impairment gain on credit impaired assets acquired during the year has been disclosed as "New financial assets originated during the year".

Movement of ECL in other Asset

(Amount in lakhs)

Particulars	Trade receivables	CBLO lending	Inter corporate deposit	Loan to employees	Loan to trust	Investments	Other financial assets	Cash & Cash Equivalents	Bank Balances other than Cash & Cash Equivalents
Balance as at March 31, 2021	0.09	14.33	58.76	0.85	3.13	1,006.91	24.59	16.52	-
Addition during the year	-	4.68	-	0.09	-	-	-	4.58	0.01
Impairment loss reversed/written back	(0.01)	-	(58.76)	-	(3.13)	(102.13)	(8.92)	-	-
Balance as at March 31, 2022	0.08	19.01	-	0.94	-	904.78	15.67	21.10	0.01
Addition during the year	-	(19.01)	-	(0.49)	-	-	-	(6.17)	0.01
Impairment loss reversed/written back	(0.08)	-	-	-	-	(611.16)	(4.08)	-	-
Balance as at March 31, 2023	-	-	-	0.45	-	293.62	11.60	14.92	0.02



KOTAK MAHINDRA PRIME LIMITED

Notes to the financial statements as at and for the year ended March 31, 2023

(All amounts in INR lakhs, unless otherwise stated)

Note 43 FINANCIAL INSTRUMENTS – FAIR VALUES AND RISK MANAGEMENT (CONTINUED)

iv. Bucket wise loan outstanding:

Particulars- Days past due	As at March 31, 2023		As at March 31, 2022	
	Count (Nos)	Total amount outstanding	Count (Nos)	Total amount outstanding
Current	7,45,377	25,53,230.43	5,47,352	20,61,676.82
1-30 days	23,781	77,630.01	58,919	1,79,976.96
31-60 days	14,917	91,788.42	14,721	32,519.55
61-90 days	6,340	10,621.94	7,382	30,399.41
Past due 91 days	22,136	53,540.68	23,924	63,506.12
Total	8,12,551	27,26,811.48	6,52,298	23,68,078.86



KOTAK MAHINDRA PRIME LIMITED

Notes to the financial statements as at and for the year ended March 31, 2023

(All amounts in INR lakhs, unless otherwise stated)

Note 43 FINANCIAL INSTRUMENTS – FAIR VALUES AND RISK MANAGEMENT (CONTINUED)

(d.) The following table presents the financial assets which has financial assets as collaterals on which the Company has a right to sell/offset in absence of default. However the financial assets have not been offsetted with the amount of respective collaterals in the Balance Sheet and captured in the below table for the purpose of disclosure.


The column 'maximum exposure' shows the impact on the Company's balance sheet if all set-off rights are exercised.

Particulars	Effect of offsetting on the balance sheet				
	Gross amounts	Gross amounts set off in the balance sheet	Net amounts presented in the balance sheet	Netting potential not recognised on the balance sheet - Financial collaterals obtained **	Maximum exposure
March 31, 2023					
Loans					
Structured loans*	-	-	-	-	-
March 31, 2022					
Loans					
Structured loans*	20,566.53	-	20,566.53	(20,566.53)	-

* Structured loan does not include commercial real estate loans and other structured loans.

** Company obtains financial collateral from its borrowers towards, loans advanced as Loans against securities (LAS) and Margin funding portfolio. Fair value of the financial collateral obtained is more than the underlying loans exposure. Accordingly, amounts have been capped to the extent it does not exceed the net amount of financial assets presented on the balance sheet.

[Handwritten signature]



KOTAK MAHINDRA PRIME LIMITED
Notes to the financial statements as at and for the year ended March 31, 2023
(All amounts in INR lakhs, unless otherwise stated)
Note 43 FINANCIAL INSTRUMENTS – FAIR VALUES AND RISK MANAGEMENT (CONTINUED)
iii. Liquidity Risk

Liquidity risk is the risk that the Company is unable to meet its financial obligations when they fall due without adversely affecting its financial condition. Liquidity risk arises because of mismatches in the timing of the cash flows.

Asset Liability Management Committee (ALCO) of the Company defines its liquidity risk management strategy and sets the overall policy and risk tolerances. In order to manage/mitigate liquidity risk, in addition to regulatory limits on liquidity gaps, the Company has also defined prudential internal limit for Liquidity Gap tolerance for its various time buckets, which is approved by the ALCO. Treasury is responsible for managing liquidity under the prescribed liquidity risk management framework and the same is monitored by ALCO.

Liquidity risk management strategies and practices are reviewed to align with changes to the external environment, including regulatory changes, business conditions and market developments. Actual and anticipated cash flows generated are monitored to ensure compliance with limits.

Maturity Profile of Financial Liabilities

The following are the remaining contractual maturities of financial liabilities at the reporting date. The amounts are gross and undiscounted, and include estimated interest payments and exclude the impact of netting agreements.

Particulars	Carrying amount	Total contractual cash flows	1 Day to 7 Days	8 Day to 14 Days	15 Day to 30/31 Days (One Month)	Over one Month to 2 Months	Over 2 Months upto 3 Months	Over 3 Months upto 6 Months	Over 6 Months upto 1 Year	Over 1 Year upto 3 Years	Over 3 Years upto 5 Years	Over 5 Years
As at March 31, 2023												
Non-derivative financial liabilities												
Trade and other Payables	52,612.82	52,612.82	-	-	52,612.82	-	-	-	-	-	-	-
Debt securities	15,17,434.56	17,15,439.50	-	-	29,580.18	22,296.01	9,159.25	1,31,325.69	4,91,324.37	9,07,252.10	1,24,501.90	-
Borrowings (Other than Debt Securities)	7,32,116.06	7,47,124.06	57,500.00	-	5,017.01	1,28,269.27	66,434.25	2,38,494.98	1,69,742.55	41,666.00	40,000.00	-
Deposits	177.49	177.49	3.30	-	-	4.44	0.99	15.62	25.74	45.48	81.92	-
Subordinated Liabilities	14,376.15	18,337.84	-	-	-	-	4,210.58	-	825.00	1,652.26	11,650.00	-
Other Financial Liabilities	8,060.13	8,440.14	177.94	1.17	5,148.62	60.91	947.31	144.36	268.36	724.49	457.09	509.89

Particulars	Carrying amount	Total contractual cash flows	1 Day to 7 Days	8 Day to 14 Days	15 Day to 30/31 Days (One Month)	Over one Month to 2 Months	Over 2 Months upto 3 Months	Over 3 Months upto 6 Months	Over 6 Months upto 1 Year	Over 1 Year upto 3 Years	Over 3 Years upto 5 Years	Over 5 Years
As at March 31, 2022												
Non-derivative financial liabilities												
Trade and other Payables	57,637.24	57,637.24	-	-	57,637.24	-	-	-	-	-	-	-
Debt securities	12,09,416.48	13,25,204.20	-	-	2,025.18	11,800.00	4,742.90	93,681.60	2,78,097.91	9,34,856.61	-	-
Borrowings (Other than Debt Securities)	7,29,103.98	7,39,727.10	-	-	90,098.89	1,10,331.47	1,50,397.78	1,50,000.00	2,20,300.00	18,598.96	-	-
Deposits	145.01	145.01	23.93	-	1.90	3.13	-	-	-	9.58	13.32	93.14
Subordinated Liabilities	19,557.84	24,570.26	-	-	-	-	-	2,625.37	3,607.06	5,862.84	1,650.00	10,825.00
Other Financial Liabilities	10,924.08	11,130.05	154.78	0.61	8,866.51	34.16	34.16	763.54	200.47	598.65	278.72	198.45
Derivative financial liabilities												
Market linked derivative	2,667.50	2,667.50	-	-	-	-	-	-	2000.62	666.88	-	-
FCNR Term Loan	382.13	382.13	-	-	143.44	35.04	-	-	-	203.65	-	-



KOTAK MAHINDRA PRIME LIMITED

Notes to the financial statements as at and for the year ended March 31, 2023

(All amounts in INR lakhs, unless otherwise stated)

Note 43 FINANCIAL INSTRUMENTS – FAIR VALUES AND RISK MANAGEMENT (CONTINUED)**iv. Market Risk**

Market risk is the risk that earnings or the value of its holding of financial instruments will be adversely affected by changes in market variable such as interest rate, credit spreads, equity prices etc.

The Company is primarily exposed to market risk related to interest rate risk and changes in market variables affecting the market value of its investments in financial instruments. In order to manage/mitigate market risk in its investment portfolio, the Company has defined comprehensive limit-framework including value limit, category limit, holding period limit for its investments, which is approved by the Board.

Treasury is entrusted with the responsibility of managing market risk within the prescribed policy and the same is monitored by ALCO.

a. Foreign Currency risk

The Company is exposed to currency risk on account of its derivative financial instrument in foreign currency. The functional currency of the Company is Indian Rupee i.e. INR.

Exposure to currency risk (Exposure in different currencies converted to functional currency i.e. INR)

The currency profile of financial assets and financial liabilities as at 31 March 2023 and 31 March 2022 are as below:

Particulars	March 31, 2023	March 31, 2022
	INR	INR
Financial liabilities		
Term Loan	13,484.92	54,805.35
Derivatives financial instruments	929.41	382.13
	14,414.33	55,187.48

Particulars	Year-end spot rate	
	March 31, 2023	March 31, 2022
USD	82.17	75.79

Sensitivity analysis

A reasonably possible strengthening (weakening) of the Indian Rupee against the foreign currencies at March 31 would have affected the measurement of financial instruments denominated in foreign currencies and affected equity and profit or loss by the amounts shown below. This analysis assumes that all other variables, in particular interest rates, remain constant and ignores any impact of forecast sales and purchases.

Effect in INR	Profit or loss		Equity, net of tax	
	Strengthening	Weakening	Strengthening	Weakening
March 31, 2023				
USD - 1% Movement	144.14	(144.14)	107.87	(107.87)
	144.14	(144.14)	107.87	(107.87)

Effect in INR	Profit or loss		Equity, net of tax	
	Strengthening	Weakening	Strengthening	Weakening
March 31, 2022				
USD - 1% Movement	551.87	(551.87)	412.98	(412.98)
	551.87	(551.87)	412.98	(412.98)

02



KOTAK MAHINDRA PRIME LIMITED

Notes to the financial statements as at and for the year ended March 31, 2023

(All amounts in INR lakhs, unless otherwise stated)

Note 44 CAPITAL MANAGEMENT

As per RBI, NBFCs are required to maintain a minimum capital to risk weighted assets ratio ("CRAR") consisting of Tier I and Tier II capital of 15% of its aggregate risk weighted assets. Further, the total of Tier II capital cannot exceed 100% of Tier I capital at any point of time. The capital management process of the Company ensures to maintain the minimum CRAR at all the times.

The primary objectives of the Company's capital management policy are to ensure that the Company complies with capital requirements required by regulator, maintains strong credit ratings and healthy capital ratios in order to support its business and to maximise shareholder value.

The Company manages its capital structure and makes adjustments to it according to changes in economic conditions and the risk characteristics of its activities.

Sr No	Particulars	As at March 31, 2023**	As at March 31, 2022**	Variance	Reason for Variance (if above 25%)
(A)	Tier 1 capital	824,460.26	731,521.74		
	Tier 2 capital	20,641.32	28,369.63		
	Total Capital funds	845,101.58	759,891.37		
	Risk weighted assets	2,965,402.86	2,461,471.83		
	Tier 1 Capital ratio	27.80%	29.72%	-6.45%	NA
	Tier 2 Capital ratio	0.70%	1.15%	-39.61%	Repayment of Tier II Capital
	Total Capital ratio	28.50%	30.87%	-7.69%	NA

**The unrealised gains on Investments fair valued through Profit or Loss (FVTPL) and fair valued through Other Comprehensive Income (OCI), ROU Assets, etc. has not been considered as part of the regulatory capital. Similarly, carrying value of such investments (net of fair value gains) has been considered to compute net owned funds & risk weighted assets.


For dividend on Equity shares - Refer note 22(h)



KOTAK MAHINDRA PRIME LIMITED
Notes to the financial statements as at and for the year ended March 31, 2023
(All amounts in INR lakhs, unless otherwise stated)
Note 45 Maturity analysis of assets and liabilities

The table below shows an analysis of assets and liabilities analysed according to when they are expected to be recovered or settled.

Particulars	March 31, 2023			March 31, 2022		
	Within 12 months	After 12 months	Total	Within 12 months	After 12 months	Total
ASSETS						
Financial assets						
Cash and cash equivalents	40,198.16	-	40,198.16	22,666.11	-	22,666.11
Bank Balance other than cash and cash equivalents	69.56	21.27	90.83	0.29	44.53	44.82
Derivative financial instruments	944.35	38.17	982.52	-	-	-
Receivables						
(i) Trade receivables	-	-	-	6.47	-	6.47
Loans	11,14,244.70	15,59,893.54	26,74,138.24	10,08,207.14	13,01,056.87	23,09,264.01
Investments	3,68,780.74	2,90,666.65	6,59,447.39	1,89,834.58	4,62,073.82	6,51,908.40
Other Financial assets	593.13	1,159.82	1,752.95	199.97	1,107.14	1,307.11
Sub total	15,24,830.65	18,51,779.44	33,76,610.09	12,20,914.56	17,64,282.36	29,85,196.92
Non-financial assets						
Current Tax assets (Net)	-	11,163.28	11,163.28	-	4,409.27	4,409.27
Deferred Tax assets (Net)	-	11,985.54	11,985.54	-	15,141.32	15,141.32
Investment property	-	2,008.39	2,008.39	-	2,053.70	2,053.70
Property, Plant and Equipment	123.42	3,133.75	3,257.17	8.83	1,751.53	1,760.36
Capital work-in-progress	220.83	-	220.83	-	144.60	144.60
Intangible assets under development	35.37	-	35.37	-	25.05	25.05
Other intangible assets	-	253.68	253.68	-	302.88	302.88
Other Non-financial assets	5,241.58	-	5,241.58	3,651.34	-	3,651.34
Sub total	5,621.20	28,544.64	34,165.84	3,660.17	23,824.35	27,484.51
Total Assets	15,30,451.85	18,80,324.08	34,10,775.93	12,24,574.73	17,88,106.71	30,12,681.43
LIABILITIES AND EQUITY						
LIABILITIES						
Financial liabilities						
Derivatives financial instruments	-	-	-	2,166.50	883.13	3,049.63
Payables						
(i) Trade payables						
(i) total outstanding dues of micro enterprises and small enterprises	160.05	-	160.05	-	-	-
(ii) total outstanding dues of creditors other than micro enterprises and small enterprises	52,452.77	-	52,452.77	57,637.24	-	57,637.24
Debt securities	5,80,379.52	9,37,055.03	15,17,434.56	3,51,027.87	8,58,388.61	12,09,416.48
Borrowings (Other than Debt Securities)	6,72,208.98	59,907.08	7,32,116.06	6,91,579.84	37,524.14	7,29,103.98
Deposits	50.09	127.40	177.49	42.20	102.81	145.01
Subordinated liabilities	4,107.47	10,268.68	14,376.15	5,181.68	14,376.15	19,557.83
Other financial liabilities	6,652.13	1,407.99	8,060.13	9,994.31	929.77	10,924.08
Sub total	13,16,811.01	10,08,766.20	23,24,777.21	11,17,629.65	9,12,204.61	20,29,834.26
Non-Financial liabilities						
Current tax liabilities (Net)	4,292.08	-	4,292.08	6,811.43	-	6,811.43
Provisions	284.03	588.69	872.72	240.68	571.28	811.96
Deferred tax liabilities (Net)	-	50,947.34	50,947.34	-	48,990.13	48,990.13
Other non-financial liabilities	5,962.69	-	5,962.69	1,487.39	-	1,487.39
Sub total	10,538.80	51,536.03	62,074.83	8,539.51	49,561.41	58,100.92
Total Liabilities	13,26,549.81	10,60,302.23	23,86,852.04	11,26,169.16	9,61,766.02	20,87,935.18



Note 46 Segment reporting

An operating segment is a component of the Company that engages in business activities from which it may earn revenue and incur expenses, including revenues and expenses that relate to transactions with any of the Company's other components, and for which discrete financial information is available.

All operating segments' results are regularly reviewed by the Chief Executive Officer (CEO), which have been identified as the Chief Operating Decision Maker (CODM) of the Company. The Chief Executive Officer, which have been identified as the CODM, regularly review the performance reports and make decisions about a location of resources.

The Company has three reportable segments, as described below, which are the Company's strategic business units. For each business units the Chief Executive Officer regularly reviews the performance reports.

Reportable segments

- Vehicle Financing - Retail Vehicle finance, Wholesale dealer finance and consumer durable finance
- Other Lending activities - financing against securities, securitisation, debenture investment / lending in commercial real estate and other loans / fee based services
- Treasury and investment activities - proprietary trading in shares and strategic investments

A. Information about reportable segments

For the year ended March 31, 2023

Particulars	Reportable segments					
	Vehicle financing	Other lending activities	Treasury and investment activities	Total Segments	Unallocated	Eliminations
Segment revenue						
Revenue	2,66,610.62	43,658.27	15,578.98	3,25,847.87	-	-
Inter-segment revenue						(26,401.40)
Total segment revenue	2,66,610.62	43,658.27	15,578.98	3,25,847.87	-	(26,401.40)
Segment results						
Unallocable expenses (net)	1,34,021.31	15,862.89	3,573.14	1,53,457.34	-	(26,401.41)
Profit before tax						
Tax expense						
Segment profit						
Segment assets	23,95,905.81	5,14,262.70	4,73,049.79	33,83,218.30	27,557.63	-
Segment liabilities	16,92,892.25	4,21,458.10	2,15,278.12	23,29,628.47	57,223.57	-
Capital Employed						
Other disclosures						
Capital expenditure	1,685.42	-	-	1,685.42	-	-
Depreciation and amortisation	1,269.55	-	-	1,269.55	-	-
Other non-cash items (impairment loss allowance, employee benefits, MTM on derivative etc.)	(5,121.46)	(827.38)	(933.34)	(6,882.18)	-	-

For the year ended March 31, 2022

Particulars	Reportable segments					
	Vehicle financing	Other lending activities	Treasury and investment activities	Total Segments	Unallocated	Eliminations
Segment revenue						
Revenue	1,92,047.52	56,880.34	35,101.37	2,84,029.24	-	-
Inter segment revenue						(21,466.72)
Total segment revenue	1,92,047.52	56,880.34	35,101.37	2,84,029.24	-	(21,466.72)
Segment results						
Unallocable expenses (net)	94,003.62	32,112.94	25,255.15	1,51,371.71	-	(21,466.71)
Profit before tax						
Tax expense						
Segment profit						
Segment assets	18,32,514.40	7,04,641.00	4,53,359.92	29,90,515.32	22,166.13	-
Segment liabilities	11,71,332.41	6,44,004.54	2,15,018.44	20,30,355.39	57,579.77	-
Capital Employed						
Other disclosures						
Capital expenditure	868.88	-	-	868.88	-	-
Depreciation and amortisation	783.76	-	-	783.76	-	-
Other non-cash items (impairment loss allowance, employee benefits, MTM on derivative etc.)	(11,597.97)	(1,889.94)	(76.16)	(13,564.08)	-	-

B. Information about major customers

No revenues from transactions with single external customer amounted to 10% or more of company's total revenue in the year ended March 31, 2023 and March 31, 2022.



KOTAK MAHINDRA PRIME LIMITED
Notes to the financial statements as at and for the year ended March 31, 2023
(All amounts in INR lakhs, unless otherwise stated)
Note 47 Other Disclosures

The disclosure on the following matters required under Schedule III as amended not being relevant or applicable in case of the Company, same are not covered:

Sl No	Disclosure
47.1	The Company has not traded or invested in crypto currency or virtual currency during the financial year
47.2	No proceedings have been initiated or are pending against the Company for holding any benami property under the Benami Transactions (Prohibition) Act, 1988 (45 of 1988) and rules made thereunder
47.3	The Company has not been declared willful defaulter by any bank or financial institution or government or any government authority
47.4	The Company has not entered into any scheme of arrangement
47.5	No satisfaction of charges are pending to be filed with ROC
47.6	There are no transactions which are not recorded in the books of account which have been surrendered or disclosed as income during the year in the tax assessments under the Income Tax Act, 1961.
47.7	The Company has not advanced or loaned or invested (either from borrowed funds or share premium or any other sources or other kind of funds) to or in any other person or entity, including foreign entity ("Intermediaries"), with the understanding, whether recorded in writing or otherwise, that the Intermediary shall, directly or indirectly lend or invest in other persons or entities identified in any manner whatsoever by or on behalf of the Company ("Ultimate Beneficiaries") or provide any guarantee, security or the like on behalf of the Ultimate Beneficiaries;
47.8	The Company has not received any funds (which are material either individually or in the aggregate) from any person or entity, including foreign entity ("Funding Parties"), with the understanding, whether recorded in writing or otherwise, that the Company shall, directly or indirectly, lend or invest in other persons or entities identified in any manner whatsoever by or on behalf of the Funding Party ("Ultimate Beneficiaries") or provide any guarantee, security or the like on behalf of the Ultimate Beneficiaries.
47.9	The Company has not revalued Property, Plant and Equipment and Intangible assets during the year.
47.10	Following are the details of transactions undertaken with the struck off companies during the year.

Party Name	Nature of transactions	Outstanding Balance	Relationship with the struck off company, if any, to be disclosed
Ois Advanced Technology Pvt Ltd	Receivables	55.30	Borrowers
Shangrila Sales Pvt Ltd	Receivables	59.08	Borrowers
Advance Finvest Pvt Ltd	Receivables	36.22	Borrowers
Bash Hospitality P Ltd	Receivables	25.06	Borrowers
Sai Sri Saraswathi Construction Pvt Ltd	Receivables	22.27	Borrowers
Protagonists E Solutions Pvt Ltd	Receivables	16.89	Borrowers
Axonav Pharma Pvt Ltd	Receivables	14.42	Borrowers
Evacay Bus And Logistics Pvt Ltd	Receivables	13.74	Borrowers
Aardee TechnoInfra India Pvt Ltd	Receivables	11.56	Borrowers
Rkm It Services Pvt Ltd	Receivables	11.46	Borrowers
Kidz Guru Limited	Receivables	9.95	Borrowers
Polaars InfraDevelopers Pvt Ltd	Receivables	7.28	Borrowers
Sanguine Maritime Service Pvt Ltd	Receivables	4.68	Borrowers
Khanna Knitwears And Exports Pvt Ltd	Receivables	4.45	Borrowers
Sterling Durobuild Pvt Ltd	Receivables	4.43	Borrowers
Aashirwad Forex Pvt Ltd	Receivables	2.95	Borrowers
Jp Energy Systems India Pvt Ltd	Receivables	2.52	Borrowers
Hbn Home Colourisers Private Ltd	Receivables	2.10	Borrowers
Ideal Information Quality Systems Pvt Ltd	Receivables	1.51	Borrowers
Gem Minerals Pvt Ltd	Receivables	1.49	Borrowers
Bee Luxe Pvt Ltd	Receivables	1.39	Borrowers
Garvit International Pvt Ltd	Receivables	1.19	Borrowers
Avasthita Private Limited	Receivables	0.97	Borrowers
Moonwalk Events Management Pvt Ltd	Receivables	0.71	Borrowers
Vivinsun Solar Technologies Pvt Ltd	Receivables	0.64	Borrowers
Btl Promotions And Advertising Pvt Ltd	Receivables	0.54	Borrowers
Decent Grih Nirman Pvt Ltd	Receivables	0.51	Borrowers
Dheer Software Solutions Pvt Ltd	Receivables	0.51	Borrowers
Vivata Foods India Private Limited	Receivables	0.47	Borrowers
Falah Recruitment Services Pvt Ltd	Receivables	0.46	Borrowers
Inva Bio Fields India Pvt Ltd	Receivables	0.29	Borrowers
Shantharam Towing And Automotive Repa	Receivables	0.15	Borrowers
Ananta Geoservaiacs Pvt Ltd	Payables	0.02	Borrowers
DSM Realtech Pvt. Ltd	Payables	0.50	Borrowers
SOGA Networks Pvt. Ltd.	Payables	0.12	Borrowers
MARQUES AUTOMOTIVE PVT Ltd.	Payables	0.85	Dealer/Broker

47.11 Previous year's figures have been regrouped and reclassified wherever necessary to confirm to current year's presentation.



KOTAK MAHINDRA PRIME LIMITED
Notes to the financial statements for the year ended March 31, 2023
(All amounts in INR lakhs, unless otherwise stated)
Note 48 Disclosures under Non-Banking Financial Company - Systemically Important Non-Deposit taking Company and Deposit taking Company (Reserve Bank) Directions, 2016
Note 48.1 Note to the Balance Sheet of a non-banking financial company as required in terms of Para 16 (5) of Non-Banking Financial Company - Systemically Important Non-Deposit taking Company and Deposit taking Company (Reserve Bank) Directions, 2016
(a) Capital to Risk assets Ratio (CRAR)

	Items	As at March 31, 2023 #	As at March 31, 2022 #
(i)	CRAR (%)	28.50%	30.87%
(ii)	CRAR – Tier I Capital (%)	27.80%	29.72%
(iii)	CRAR – Tier II Capital (%)	0.70%	1.15%

The unrealised gains on Investments measured at Fair value through Profit or Loss (FVTPL) and fair value through Other Comprehensive Income (OCI) has not been considered as part of the regulatory capital. Similarly, carrying value of such investments (net of fair value gains) has been considered to compute net owned funds and risk weighted assets.

(b) Exposure to Real Estate Sector

	Category	As at March 31, 2023	As at March 31, 2022
(a)	Direct Exposure	-	-
(i)	Residential Mortgages -		
	Lending fully secured by mortgages on residential property that is or will be occupied by the borrower or	89,766.22	22,077.60
(ii)	Commercial Real Estate -		
	Lending secured by mortgages on commercial real estates (office buildings, retail space, multipurpose commercial premises, multi-family residential buildings, multi-tenanted commercial premises, industrial or warehouse space, hotels, land acquisition, development and construction, etc.). Exposure would also include non-fund based limits. #	219,543.61 (*)	289,778.99 (*)
(iii)	Investments in Mortgage Backed Securities (MBS) and other securitized exposures -		
	a. Residential	-	-
	b. Commercial Real Estate	-	-
(b)	Indirect Exposure		
	Fund based and non-fund based exposures on National Housing Bank (NHB) and Housing Finance Companies (HFCs)	-	-

* Includes the Company's exposure to Real Estate sector of Nil (previous year Rs. 1,000.65 lakhs) which is unsecured.

Numbers reported are Gross Carrying Value



KOTAK MAHINDRA PRIME LIMITED

Notes to the financial statements for the year ended March 31, 2023

(All amounts in INR lakhs, unless otherwise stated)

Note 48 Disclosures under Non-Banking Financial Company - Systemically Important Non-Deposit taking Company and Deposit taking Company (Reserve Bank) Directions, 2016

(c) Asset Liability Management

Maturity Pattern of Certain Items of Assets and Liabilities											
Particulars	1 Day to 7 Days	8 Day to 14 Days	15 Day to 30/31 Days (One Month)	Over one Month to 2 Months	Over 2 Months upto 3 Months	Over 3 Months upto 6 Months	Over 6 Months upto 1 Year	Over 1 Year upto 3 Years	Over 3 Years upto 5 Years	Over 5 Years	Total
Liabilities											
Borrowings from banks	-	-	18,090.99	74,375.06	34,814.43	76,750.60	16,877.35	48,941.05	10,966.02	-	2,80,815.50
Market Borrowings	57,465.96	-	31,252.48	72,048.06	35,259.96	2,74,785.23	5,64,975.84	8,23,651.12	1,23,672.62	-	19,83,111.27
Assets											
Advances	1,14,429.69	53,856.56	1,18,684.27	78,310.72	78,292.87	2,69,414.02	4,01,256.59	9,45,031.44	3,86,277.80	2,28,584.29	26,74,138.24
Investments	1,65,321.93	1,142.12	82,524.64	1,228.68	1,217.37	5,997.72	1,11,348.30	31,274.02	91.16	2,59,301.47	6,59,447.39

Note: The above table has been prepared in accordance with statement of structural liquidity (contractual cash flows) as suggested in the Master Directions issued by the RBI. In computing the above information certain estimates, assumptions and adjustments have been made by the Management for its regulatory submission which have been relied upon by the Auditors.



Note 48.2 Note to the Balance Sheet of a non-banking financial company as required in terms of paragraph 49 of Non-Banking Financial Company - Systemically Important Non-Deposit taking Company and Deposit taking Company (Reserve Bank) Directions, 2016

	Particulars	As at March 31, 2023		As at March 31, 2022	
	Liabilities side	Amount Outstanding	Amount Overdue	Amount Outstanding	Amount Overdue
(1)	Loans and advances availed by the non-banking financial company inclusive of interest accrued thereon but not paid:				
	(a) Debentures : Secured	15,17,434.56	-	12,09,416.48	-
	: Unsecured (Tier II: Sub-ordinated debts)	14,376.15	-	19,557.84	-
	(Other than falling within the meaning of Public deposits *)				
	(b) Deferred Credits		-		-
	(c) Term Loans	95,197.63	-	74,826.30	-
	(d) Inter-corporate loans and borrowing	5,269.18	-	12,136.54	-
	(e) Commercial Paper	4,46,031.38	-	5,69,966.95	-
	(f) Public Deposits*				
	(g) Other Loans				
	- Cash credit	21,217.87	-	11,774.11	-
	- Loans repayable on demand from banks	1,64,400.00	-	60,400.00	-
	- Book overdraft		-	0.08	-
	* Please see point (2)				
(2)	Break-up of (1)(f) above (Outstanding public deposits inclusive of interest accrued thereon but not paid)				
	(a) In the form of Unsecured Debentures	-	-	-	-
	(b) In the form of partly secured debentures i.e. debentures where there is a shortfall in the value of security	-	-	-	-
	(c) Other public deposits	-	-	-	-
Assets side		As at March 31, 2023		As at March 31, 2022	
(3)	Break-up of Loans and Advances including bills receivables (other than those included in (4) below):				
	(a) Secured	24,84,879.61		20,78,944.43	
	(b) Unsecured	2,41,931.87		2,89,134.43	
(4)	Break up of Leased Assets and stock on hire and other assets counting towards AFC activities#	As at March 31, 2023		As at March 31, 2022	
	(i) Lease assets including lease rentals under sundry debtors				
	(a) Financial lease	-	-	-	-
	(b) Operating lease	-	-	-	-
	(ii) Stock on hire including hire charges under sundry debtors:				
	(a) Assets on hire	-	-	-	-
	(b) Repossessed Assets	-	-	-	-
	(iii) Other loans counting towards AFC activities				
	(a) Loans where assets have been repossessed	-	-	-	-
	(b) Loans other than (a) above	-	-	-	-

#The Company has not disclosed amount outstanding under assets financing activities under note 4 and included entire loan amount outstanding under note 3 as RBI has merged Asset Financing Companies, Loan Companies and Investment companies in to a new category "NBFC - Investment and Credit Company" vide its circular no. DN BR (PD) CC. No. 097/03.10.001/2018-19 dated February 28, 2019.



Note 48.2 Note to the Balance Sheet of a non-banking financial company as required in terms of paragraph 19 of Non-Banking Financial Company - Systemically Important Non-Deposit taking Company and Deposit taking Company (Reserve Bank) Directions, 2016

	Assets side	As at March 31, 2023	As at March 31, 2022
(5)	Break-up of Investments : \$		
	Current Investments :		
	1. Quoted :		
	(i) Shares : (a) Equity	-	-
	(b) Preference	-	-
	(ii) Debentures and Bonds	42,231.74	-
	(iii) Units of mutual funds	-	10,002.82
	(iv) Government Securities	1,73,026.07	1,79,831.76
	(v) Others	-	-
	2. Unquoted :		
	(i) Shares : (a) Equity	-	-
	(b) Preference	-	-
	(ii) Debentures and Bonds	1,59,159.56	90,991.22
	(iii) Units of mutual funds	-	-
	(iv) Government Securities	-	-
	(v) Others - Commercial paper	-	-
	Long Term Investments :		
	1. Quoted :		
	(i) Shares : (a) Equity	-	-
	(b) Preference	-	-
	(ii) Debentures and Bonds	9,971.67	56,990.26
	(iii) Units of mutual funds	-	-
	(iv) Government Securities	-	-
	(v) Others	-	-
	2. Unquoted :		
	(i) Shares : (a) Equity	2,45,028.77	2,35,528.94
	(b) Preference	-	-
	(ii) Debentures and Bonds	15,015.76	78,623.40
	(iii) Units of mutual funds	-	-
	(iv) Government Securities	-	-
	(v) Others	15,013.83	-

(6)	Borrower group-wise classification of assets financed as in (3) and (4) above Please see Note 2			
	As at March 31, 2023			
	Category	Amount net of provisions		
		Secured	Unsecured	Total
	1. Related Parties			
	(a) Subsidiaries*	-	26,894.85	26,894.85
	(b) Companies in the same group	-	-	-
	(c) Other related parties	6.42	-	6.42
	2. Other than related parties	24,41,021.28	2,33,116.95	26,74,138.24
	Total	24,41,021.28	2,33,116.95	26,74,138.24
	As at March 31, 2022			
	Category	Amount net of provisions		
		Secured	Unsecured	Total
	1. Related Parties			
	(a) Subsidiaries*	-	21,953.43	21,953.43
	(b) Companies in the same group	-	-	-
	(c) Other related parties	8.30	-	8.30
	2. Other than related parties	20,28,389.19	2,80,874.82	23,09,264.01
Total	20,28,389.19	2,80,874.82	23,09,264.01	

* Includes Fellow Subsidiaries



Kotak Mahindra Prime Limited
Notes to the financial statements for the year ended March 31, 2023
(All amounts in INR lakhs, unless otherwise stated)

Note.48.2 Note to the Balance Sheet of a non-banking financial company as required in terms of paragraph 39 of Non-Banking Financial Company - Systemically Important Non-Deposit taking Company and Deposit taking Company (Reserve Bank) Directions, 2016

(7) investor group-wise classification of all investments (current and long term) in shares and securities (both quoted and unquoted): Please see note 3 below		
As at March 31, 2023		
Category	Market Value / Break up or fair value or NAV	Book Value (Net of Provisions)
1. Related Parties **		
(a) Subsidiaries	-	-
(b) Companies in the same Group	2,58,452.07	2,58,432.62
(c) Other related parties	13,471.55	13,471.55
2. Other than related parties	3,87,817.39	3,87,543.22
Total	6,59,741.01	6,59,447.39
As at March 31, 2022		
Category	Market Value / Break up or fair value or NAV	Book Value (Net of Provisions)
1. Related Parties **		
(a) Subsidiaries	-	-
(b) Companies in the same Group	2,45,679.93	2,45,574.13
(c) Other related parties	11,802.44	11,802.44
2. Other than related parties	3,95,330.81	3,94,531.83
Total	6,52,813.18	6,51,908.40

** As per Indian Accounting Standard issued by MCA (Please see Note 3)

9/6



(8) Other information


Particulars		As at March 31, 2023	As at March 31, 2022
(i)	Gross Non-Performing Assets*		
	(a) Related parties	-	-
	(b) Other than related parties	65,471.38	72,950.83
(ii)	Net Non-Performing Assets*		
	(a) Related parties	-	-
	(b) Other than related parties	28,222.75	35,934.41
(iii)	Assets acquired in satisfaction of debt	-	-

* NPA accounts refer to stage 3 assets. Stage 3 Assets includes financial assets that have objective evidence of impairment at the reporting date as defined under Ind AS. 91 Days Past Due and other qualitative factors has been considered as default for classifying a financial instrument as credit impaired.

Notes:

- 1 As defined in point xix of paragraph 3 of Chapter -2 of these Directions.
- 2 Provisioning norms shall be applicable as prescribed in Indian Accounting Standards by MCA.
- 3 All Indian Accounting Standards issued by MCA are applicable including for valuation of Investments and other assets as also assets acquired in satisfaction of debt. However, market value in respect of quoted investments and break up / fair value / NAV in respect of unquoted investments shall be disclosed irrespective of whether they are classified as long term or current in (5) above.

sm



Kotak Mahindra Prime Limited
Notes to the financial statements for the year ended March 31, 2023
(All amounts in INR lakhs, unless otherwise stated)

Note 48.3 Note to the Balance Sheet of a non-banking financial company as required in terms of Para 24 of Non-Banking Financial Company - Systemically Important Non-Deposit taking Company and Deposit taking Company (Reserve Bank) Directions, 2016

Note	Particulars												
48.6	Disclosure of Restructured Assets												
As at March 31, 2023													
Sr No	Type of Restructuring Assets Classification		Other than CDR and SME Debt Restructuring					Total					
			Standard	Sub-Standard	Doubtful	Loss*	Total	Standard	Sub-Standard	Doubtful	Loss	Total	
	Details												
1	Restructured accounts as on April 1 of FY (opening figures) (*)	No of borrowers	350	77	-	3	430	350	77	-	3	430	
		Amount Outstanding	1,293.67	449.42	-	142.36	1,885.45	1,293.67	449.42	-	142.36	1,885.45	
		Provision there on	261.50	162.10	-	95.61	519.21	261.50	162.10	-	95.61	519.21	
2	Fresh Restructuring during the year	No of borrowers	3	-	-	-	3	3	-	-	-	3	
		Amount Outstanding	41.96	-	-	-	41.96	41.96	-	-	-	41.96	
		Provision there on	6.39	-	-	-	6.39	6.39	-	-	-	6.39	
3	Upgradations to restructured standard category during the FY	No of borrowers	-	-	-	-	-	-	-	-	-	-	
		Amount Outstanding	-	-	-	-	-	-	-	-	-	-	
		Provision there on	-	-	-	-	-	-	-	-	-	-	
4	Restructured standard advances which cease to attract higher provisioning and / or additional risk weight at the end of the FY and hence need not be shown as restructured standard advances at the beginning of the next FY	No of borrowers	-	-	-	-	-	-	-	-	-	-	
		Amount Outstanding	-	-	-	-	-	-	-	-	-	-	-
		Provision there on	-	-	-	-	-	-	-	-	-	-	-
5	Downgradation of restructured accounts during the FY	No of borrowers	(161)	(37)	137	61	-	(161)	(37)	137	61	-	
		Amount Outstanding	(527.83)	(80.13)	446.98	160.99	-	(527.83)	(80.13)	446.98	160.99	-	-
		Provision there on	(102.98)	(17.02)	96.48	23.52	-	(102.98)	(17.02)	96.48	23.52	-	-
6	Movement of restructured accounts during the FY	No of borrowers	-	-	-	-	-	-	-	-	-	-	
		Amount Outstanding	-	-	-	-	-	-	-	-	-	-	-
		Provision there on	-	-	-	-	-	-	-	-	-	-	-
7	Write offs of restructured accounts during the FY	No of borrowers	-	-	80	64	144	-	-	80	64	144	
		Amount Outstanding	-	-	297.24	303.35	600.59	-	-	297.24	303.35	600.59	-
		Provision there on	-	-	47.52	119.13	166.65	-	-	47.52	119.13	166.65	-
8	Restructured Accounts as on March 31 of the FY (closing figures) (*)	No of borrowers	192	40	57	-	289	192	40	57	-	289	
		Amount Outstanding	807.80	369.29	149.74	-	1,326.83	807.80	369.29	149.74	-	1,326.83	-
		Provision there on #	164.91	145.08	48.96	-	358.95	164.91	145.08	48.96	-	358.95	-



As at March 31, 2022

Sr No	Type of Restructuring Assets Classification		Other than CDR and SME Debt Restructuring					Total				
			Standard	Sub-Standard	Doubtful	Loss*	Total	Standard	Sub-Standard	Doubtful	Loss	Total
	Details											
1	Restructured accounts as on April 1 of FY (opening figures) (*)	No of borrowers	320	181	-	3	504	320	181	-	3	504
		Amount Outstanding	1,615.58	683.89	-	146.32	2,445.79	1,615.58	683.89	-	146.32	2,445.79
		Provision there on	220.02	280.14	-	135.09	635.25	220.02	280.14	-	135.09	635.25
2	Fresh Restructuring during the year	No of borrowers	15	10	-	-	25	15	10	-	-	25
		Amount Outstanding	83.03	101.96	-	-	184.99	83.03	101.96	-	-	184.99
		Provision there on	16.27	48.07	-	-	64.34	16.27	48.07	-	-	64.34
3	Upgradations to restructured standard category during the FY	No of borrowers	116	(116)	-	-	-	116	(116)	-	-	-
		Amount Outstanding	489.61	(489.61)	-	-	-	489.61	(489.61)	-	-	-
		Provision there on	195.11	(195.11)	-	-	-	195.11	(195.11)	-	-	-
4	Restructured standard advances which cease to attract higher provisioning and / or additional risk weight at the	No of borrowers	-	-	-	-	-	-	-	-	-	-
		Amount Outstanding	-	-	-	-	-	-	-	-	-	-
		Provision there on	-	-	-	-	-	-	-	-	-	-
5	Downgradation of restructured accounts during the FY	No of borrowers	(51)	51	-	-	-	(51)	51	-	-	-
		Amount Outstanding	(312.22)	312.22	-	-	-	(312.22)	312.22	-	-	-
		Provision there on	(51.56)	51.56	-	-	-	(51.56)	51.56	-	-	-
6	Movement of restructured accounts during the FY	No of borrowers	-	-	-	-	-	-	-	-	-	-
		Amount Outstanding	(355.45)	(38.08)	-	(3.95)	(397.48)	(355.45)	(38.08)	-	(3.95)	(397.48)
		Provision there on	(80.67)	26.53	-	(39.49)	(93.63)	(80.67)	26.53	-	(39.49)	(93.63)
7	Write offs of restructured accounts during the FY	No of borrowers	(50)	(49)	-	-	(99)	(50)	(49)	-	-	(99)
		Amount Outstanding	(226.88)	(120.95)	-	-	(347.83)	(226.88)	(120.95)	-	-	(347.83)
		Provision there on	(37.67)	(49.08)	-	-	(86.75)	(37.67)	(49.08)	-	-	(86.75)
8	Restructured Accounts as on March 31 of the FY (closing figures) (*)	No of borrowers	350	77	-	3	430	350	77	-	3	430
		Amount Outstanding	1,293.67	449.42	-	142.36	1,885.45	1,293.67	449.42	-	142.36	1,885.45
		Provision there on #	261.50	162.10	-	95.61	519.21	261.50	162.10	-	95.61	519.21

(*) Excluding the figures of Standard Restructured Advances which do not attract higher provisioning or risk weight (if applicable)

(#) Provision is based on Expected Credit Loss as per Ind-AS reporting requirements



Kotak Mahindra Prime Limited


Notes to the financial statements for the year ended March 31, 2023

(All amounts in INR lakhs, unless otherwise stated)

Note 48.4 Note to the Balance Sheet of a non-banking financial company as required in terms of paragraph 102 of Non-Banking Financial Company - Systemically Important Non-Deposit taking Company and Deposit taking Company (Reserve Bank) Directions, 2016

	As at March 31, 2023 No./Amount	As at March 31, 2022 No./Amount
1 No of SPVs sponsored by the NBFC for securitization transactions	-	-
2 Total amount of securitised assets as per books of the SPVs sponsored by the NBFC	-	-
3 Total amount of exposures retained by the NBFC to comply with MRR as on the date of balance sheet		
a) Off-balance sheet exposures		
First loss	-	-
Others	-	-
b) On-balance sheet exposures		
First loss	-	-
Others	-	-
4 Amount of exposures to securitization transactions other than MRR		
a) Off-balance sheet exposures		
i) Exposure to own securitisations		
First loss	-	-
Others	-	-
ii) Exposure to third party securitisations		
First loss	-	-
Others	-	-
b) On-balance sheet exposures		
i) Exposure to own securitisations		
First loss	-	-
Others	-	-
ii) Exposure to third party securitisations		
First loss	-	-
Others	-	-

Note 48.5 Note to the Balance Sheet of a non-banking financial company as required in terms of Chapter II paragraph 5 of Monitoring of frauds in NBFCs (Reserve Bank) Directions, 2016 - - the frauds detected and reported for the year amounted to Rs. 145.76 lakh (March 31, 2022: Rs. 515.96 lakhs)



Note 49 Note to the Balance Sheet of a non-banking financial company as required in terms of Para 73 (2) of Non-Banking Financial Company -Systemically Important Non-Deposit taking Company and Deposit taking Company (Reserve Bank) Directions, 2016

Note	Capital		
49.1	Particulars	As at March 31, 2023 ₹	As at March 31, 2022 ₹
	(i) CRAR (%)	28.50%	30.87%
	(ii) CRAR – Tier I Capital (%)	27.80%	29.72%
	(iii) CRAR – Tier II Capital (%)	0.70%	1.15%
	(iv) Amount of subordinated debt raised as Tier-II capital	8,000.00	10,800.00
	(v) Amount raised by issue of Perpetual Debt Instruments	-	-


The unrealised gains on investments measured at Fair value through Profit or Loss (FVTPL) and fair value through Other Comprehensive Income (OCI) has not been considered as part of the regulatory capital. Similarly, carrying value of such investments (net of fair value gains) has been considered to compute net owned funds and risk weighted assets.

Note	Investments		
49.2	Particulars	As at March 31, 2023	As at March 31, 2022
	(1) Value of Investments		
	(i) Gross Value of Investments		
	(a) In India	6,59,741.01	6,52,813.18
	(b) Outside India	-	-
	(ii) Provisions for Depreciation		
	(a) In India	293.62	904.78
	(b) Outside India	-	-
	(iii) Net Value of Investments		
	(a) In India	6,59,447.39	6,51,908.40
	(b) Outside India	-	-
	(2) Movement of provisions held towards depreciation on investments		
	(i) Opening balance	904.78	1,006.91
	(ii) Add : Provisions made during the year	-	583.88
	(iii) Less : Write-off / write-back of excess provisions during the year	611.16	686.01
	(iv) Closing balance	293.62	904.78

Note	Derivatives:		
49.3	Forward Rate Agreement / Interest Rate Swap#	As at March 31, 2023	As at March 31, 2022
	Particulars		
	(i) The notional principal of Forward exchange contract / swap agreements	63,500.00	-
	(ii) Losses which would be incurred if counterparties failed to fulfill their obligations under the agreements	1,076.16	-
	(iii) Collateral required by the applicable NBFC upon entering into swaps	-	-
	(iv) Concentration of credit risk arising from the swaps	100% (Banks)	-
	(v) The fair value of the swap book	424.35	-

Cross currency swaps have been included under Currency Derivatives

08/2



Note 49 Note to the Balance Sheet of a non-banking financial company as required in terms of Para 73 (2) of Non-Banking Financial Company -Systemically Important Non-Deposit taking Company and Deposit taking Company (Reserve Bank) Directions, 2016

Exchange Traded Interest Rate (IR) Derivatives				
Particulars				
(i)	Notional principal amount of exchange traded IR derivatives undertaken during the year (Instrument-wise)			-
(ii)	Notional principal amount of exchange traded IR derivatives outstanding as on 31st March 2022 (Instrument-wise)			-
(iii)	Notional principal amount of exchange traded IR derivatives outstanding and not "highly effective" (Instrument-wise)			-
(iv)	Mark-to-market value of exchange traded IR derivatives outstanding and not "highly effective" (Instrument-wise)			-

Disclosures on Risk Exposure in Derivatives				
Qualitative Disclosure				
(i)	The Company has Board approved risk management policy in dealing with foreign currency derivative transactions including Full Currency Swap (FCS), Coupon Only Swap (COS), Principal Only Swap (POS), Options and Forwards. The policy provides for use of derivative instruments in managing risks. The Company undertakes such derivative transactions for hedging the underlying liability. In case of revaluation of derivative transactions, the same is recognised in the books of accounts as per the accounting policies of the Company. Policy provides for monitoring of derivative transactions and reporting to Board on quarterly basis.			

Quantitative Disclosures				
Particulars	As at March 31, 2023		As at March 31, 2022	
	Currency Derivatives*	Interest Rate Derivatives	Currency Derivatives*	Interest Rate Derivatives
(i) Derivatives (Notional Principal Amount)	12,500.00	63,500.00	55,000.00	-
For hedging \$	12,500.00	63,500.00	55,000.00	-
(ii) Marked to Market Positions [1]				
a) Asset (+)	929.41	424.35	-	-
b) Liability (-)	-	-	382.13	-
(iii) Credit Exposure [2]	-	1,076.16	2,482.13	-
(iv) Unhedged Exposures	-	-	-	-

* Cross currency swaps have been included under Currency Derivatives
\$ For accounting refer note no 13

Note				
49.4	Securitisation			
Sr No	Particulars	As at March 31, 2023	As at March 31, 2022	
1	No of SPVs sponsored by the applicable NBFC for securitization transactions	-	-	
2	Total amount of securitised assets as per books of the SPVs sponsored	-	-	
3	Total amount of exposures retained by the applicable NBFC to comply with MRR as on the date of balance sheet			
	a) Off-balance sheet exposures			
	First loss	-	-	
	Others	-	-	
	b) On-balance sheet exposures			
	First loss	-	-	
	Others	-	-	
4	Amount of exposures to securitization transactions other than MRR			
	a) Off-balance sheet exposures			
	i) Exposure to own securitisations			
	First loss	-	-	
	Others	-	-	
	ii) Exposure to third party securitisations			
	First loss	-	-	
	Others	-	-	
	b) On-balance sheet exposures			
	i) Exposure to own securitisations			
	First loss	-	-	
	Others	-	-	
	ii) Exposure to third party securitisations			
	First loss	-	-	
	Others	-	-	



Kotak Mahindra Prime Limited

Notes to the financial statements for the year ended March 31, 2023

(All amounts in INR lakhs, unless otherwise stated)

Note 49 Note to the Balance Sheet of a non-banking financial company as required in terms of Para 73 (2) of Non-Banking Financial Company -Systemically Important Non-Deposit taking Company and Deposit taking Company (Reserve Bank) Directions, 2016

Note			
49.5	Financial Assets sold to Securitisation / Reconstruction Company for Asset Reconstruction		
	Particulars	As at March 31, 2023	As at March 31, 2022
	(i) No. of accounts	-	-
	(ii) Aggregate value (net of provisions) of accounts sold to SC / RC	-	-
	(iii) Aggregate consideration	-	-
	(iv) Additional consideration realized in respect of accounts transferred in earlier years	-	-
	(v) Aggregate gain / loss over net book value	-	-

Note			
49.6	Assignment transactions		
	Particulars	As at March 31, 2023	As at March 31, 2022
	(i) No. of accounts	-	-
	(ii) Aggregate value (net of provisions) of accounts sold	-	-
	(iii) Aggregate consideration	-	-
	(iv) Additional consideration realized in respect of accounts transferred in earlier years	-	-
	(v) Aggregate gain / loss over net book value	-	-

Note			
49.7	Non-Performing Financial Assets Purchased		
	Particulars	As at March 31, 2023	As at March 31, 2022
1	(a) No. of accounts purchased during the year	-	5,483
	(b) Aggregate outstanding *	-	51,762.00
2	(a) Of these, number of accounts restructured during the year	-	-
	(b) Aggregate outstanding	-	-
	Non-Performing Financial Assets Sold		
	Particulars	As at March 31, 2023	As at March 31, 2022
1	No. of accounts sold	-	-
	Aggregate outstanding	-	-
	Aggregate consideration received	-	-

* - Outstanding as on the date of purchase



Note 49 Note to the Balance Sheet of a non-banking financial company as required in terms of Para 73 (2) of Non-Banking Financial Company -Systemically Important Non-Deposit taking Company and Deposit taking Company (Reserve Bank) Directions, 2016

Note			
49.8	Exposure to Real Estate Sector		
	Particulars	As at March 31, 2023	As at March 31, 2022
	I Direct Exposure		
	(i) Residential Mortgages -		
	Lending fully secured by mortgages on residential property that is or will be occupied by the borrower or that is rented. Exposure would also include non fund based limits.	89,766.22	22,077.60
	(ii) Commercial Real Estate -		
	Lending secured by mortgages on commercial real estates (office buildings, retail space, multipurpose commercial premises, multi-family residential buildings, multi-tenanted commercial premises, industrial or warehouse space, hotels, land acquisition, development and construction, etc.). Exposure would also include non fund based limits. #	219,543.61 (*)	289,778.99 (*)
	(iii) Investments in Mortgage Backed Securities (MBS) and other securitized exposures -		
	a. Residential	-	-
	b. Commercial Real Estate	-	-
	II Indirect Exposure		
	Fund based and non-fund based exposures on National Housing Bank and Housing Finance Companies.	-	-
	Total Exposure to Real Estate Sector	3,09,309.83	3,11,856.59

* Includes the Company's exposure to Real Estate sector of Nil (previous year Rs. 1,000.65 lakhs) which is unsecured.

Numbers reported are Gross Carrying Value

Note			
49.9	Exposure to Capital Market		
	Particulars	As at March 31, 2023	As at March 31, 2022
	(i) direct investment in equity shares, convertible bonds, convertible debentures and units of equity oriented mutual funds the corpus of which is not exclusively invested in corporate debt;	3,32,272.86	3,22,333.94
	(ii) advances against shares / bonds / debentures or other securities or on clean basis to individuals## for investment in shares (including IPOs / ESOPs), convertible bonds, convertible debentures, and units of equity-oriented mutual funds;	97,899.99	1,44,583.63
	(iii) advances for any other purposes where shares or convertible bonds or convertible debentures or units of equity oriented mutual funds are taken as primary security;	-	5,185.78
	(iv) advances for any other purposes to the extent secured by the collateral security of shares or convertible bonds or convertible debentures or units of equity oriented mutual funds i.e. where the primary security other than shares / convertible bonds / convertible debentures / units of equity oriented mutual funds 'does not fully cover the advances;	-	-
	(v) secured and unsecured advances to stockbrokers and guarantees issued on behalf of stockbrokers and market makers;	-	-
	(vi) loans sanctioned to corporates against the security of shares / bonds / debentures or other securities or on clean basis for meeting promoter's contribution to the equity of new companies in anticipation of raising resources;	-	-
	(vii) bridge loans to companies against expected equity flows / issues;	-	-
	(viii) Underwriting commitments taken up by the NBFCs in respect of primary issue of shares or convertible bonds or convertible debentures or units of equity oriented mutual funds.	-	-
	(ix) Financing to stockbrokers for margin trading.	-	-
	(x) all exposures to Alternative Investment Funds:		
	(i) Category I	-	-
	(ii) Category II	15,013.83	-
	(iii) Category III	-	-
	Total Exposure to Capital Market	4,45,086.68	4,72,103.34

includes loans to corporates



Kotak Mahindra Prime Limited

Notes to the financial statements for the year ended March 31, 2023

(All amounts in INR lakhs, unless otherwise stated)

Note 49 Note to the Balance Sheet of a non-banking financial company as required in terms of Para 73 (2) of Non-Banking Financial Company -Systemically Important Non-Deposit taking Company and Deposit taking Company (Reserve Bank) Directions, 2016

Note	
49.10	Details of financing of parent company products: Nil
Note	
49.11	Details of Single Borrower Limit (SGL) / Group Borrower Limit (GBL) exceeded by the applicable NBFC: Nil
Note	
49.12	Unsecured Advances a. Refer Note no. 2(B)(iv) to the financial statements b. The Company has not granted any advances against intangible securities (March 31, 2022: Nil).
Note	
49.13	Registration obtained from other financial sector regulators IRDA registration: License No: CA 0271 (Licence with Kotak Mahindra General Insurance Limited) License No: CA 0271 (Licence with Kotak Mahindra Life Insurance Company Limited)
Note	
49.14	Penalties imposed by RBI and other regulators: Nil As at March 31, 2023 0.07 As at March 31, 2022 0.00
Note	
49.15	Ratings assigned by credit rating agencies and migration of ratings during the year Instrument Rating: CRISIL: Long term debt instruments and Long term bank facilities: continues to be CRISIL AAA/Stable Sub-ordinated debt: continues to be CRISIL AAA/Stable Market linked debentures: continues to be CRISIL PP-MLD AAA/Stable Short term debt instruments and Short term bank facilities: continues to be CRISIL A1+ ICRA: Long term debt instruments and Long term bank facilities: continues to be [ICRA]AAA(Stable) Sub-ordinated debt: continues to be [ICRA]AAA(Stable) Nifty linked debentures: continues to be PP-MLD[ICRA]AAA(Stable) Short term debt instruments: continues to be [ICRA]A1+
Note	
49.16	Remuneration of Directors and Transactions with non executive directors: Refer Note no. 39 to the financial statements
Note	
49.17	Impact of prior period items on current year's profit and loss: Nil
Note	
49.18	Circumstances in which Revenue Recognition has been postponed: Nil
Note	
49.19	Ind AS 110 - Consolidated Financial Statements (CFS) - Not Applicable

20



Kotak Mahindra Prime Limited

Notes to the financial statements for the year ended March 31, 2023

(All amounts in INR lakhs, unless otherwise stated)

Note 49 Note to the Balance Sheet of a non-banking financial company as required in terms of Para 73 (2) of Non-Banking Financial Company -Systemically Important Non-Deposit taking Company and Deposit taking Company (Reserve Bank) Directions, 2016

Note			
49.20	Provisions and Contingencies		
	Break up of 'Provisions and Contingencies' shown under the head expenses in Statement of Profit and Loss	For the year ended March 31, 2023	For the year ended March 31, 2022
	Provisions for depreciation on Investment #	(632.08)	(246.49)
	Provision towards NPA ##	(3,939.18)	(18,917.22)
	Provision for Standard Assets ###	(8,921.73)	(3,197.24)
	Bad Debts written off (Net of Recoveries)	8,806.95	10,891.09
	Others	14.32	13.87
	Total Provisions and Contingencies	(4,671.72)	(10,855.99)
	Provision made towards Income tax *	78,678.00	28,265.42
	# Provision for depreciation on Investments (Includes ECL provision on Investments and OCI)		
	## Provision for Stage 3 assets		
	### Provision for standard assets is included in provision towards impairment of financial instruments other than provision for stage 3		
	* Provision made towards Income tax includes current tax only.		

Note	
49.21	Draw Down from Reserves: Nil

Note			
49.22	Concentration of Advances		
	Particulars	For the year ended March 31, 2023	For the year ended March 31, 2022
	Total: Advances to twenty largest borrowers	2,20,306.12	4,25,603.27
	Percentage of Advances to twenty largest borrowers to Total Advances of the applicab.e NBFC	8.08%	17.97%

PW



Kotak Mahindra Prime Limited

Notes to the financial statements for the year ended March 31, 2023

(All amounts in INR lakhs, unless otherwise stated)

Note 49 Note to the Balance Sheet of a non-banking financial company as required in terms of Para 73 (2) of Non-Banking Financial Company -Systemically Important Non-Deposit taking Company and Deposit taking Company (Reserve Bank) Directions, 2016

Note			
49.23	Concentration of Exposures		
	Particulars	For the year ended March 31, 2023	For the year ended March 31, 2022
	Total Exposure to twenty largest borrowers / customers	5,15,793.51	8,31,486.14
	Percentage of Exposures to twenty largest borrowers / customers to Total Exposures of the applicable NBFC on borrowers / customers	11.15%	18.19%
	* Including Investments at fair value		
	** Exposures refers to higher of sanctioned limits or outstanding. Sanctioned limits are unconditionally cancellable at any time by the company without prior notice.		

Note			
49.24	Concentration of NPAs		
	Particulars	For the year ended March 31, 2023	For the year ended March 31, 2022
	Total Exposure to top four NPA accounts **	5,396.15	4,975.63
	** NPA accounts refer to stage 3 assets. Stage 3 Assets includes financial assets that have objective evidence of impairment at the reporting date as defined under Ind AS. 91 Days Past Due and other qualitative factors has been considered as default for classifying a financial instrument as credit impaired.		

Note			
49.25	Sector-wise NPAs		
	Sr No	Sector	
		For the year ended March 31, 2023	For the year ended March 31, 2022
		Percentage of NPAs to Total Advances in that Sector	Percentage of NPAs to Total Advances in that Sector
	1	Agriculture & allied activities	-
	2	MSME	-
	3	Corporate borrowers	0.13%
	4	Services	-
	5	Unsecured personal loans	5.11%
	6	Auto loans	2.63%
	7	Other personal loans	-

Note			
49.26	Movement of NPAs \$		
	Particulars	As at March 31, 2023	As at March 31, 2022
	(i) Net NPAs to Net Advances (%)	1.05%	1.56%
	(ii) Movement of NPAs (Gross)		
	(a) Opening balance	72,950.83	93,517.61
	(b) Additions during the year	24,024.74	52,222.60
	(c) Reductions during the year	(31,504.19)	(72,789.38)
	(d) Closing balance	65,471.38	72,950.83
	(iii) Movement of Net NPAs		
	(a) Opening balance	35,934.43	43,835.15
	(b) Additions during the year	10,367.78	36,959.78
	(c) Reductions during the year	(18,079.46)	(44,860.50)
	(d) Closing balance	28,222.75	35,934.43
	(iv) Movement of provisions for NPAs (excluding provisions on standard assets)		
	(a) Opening balance	37,016.42	49,682.47
	(b) Provisions made during the year	13,656.94	15,262.84
	(c) Write-off / write-back of excess provisions	(13,424.73)	(27,928.89)
	(d) Closing balance	37,248.63	37,016.42
	\$ NPA accounts refer to stage 3 assets. Stage 3 Assets includes financial assets that have objective evidence of impairment at the reporting date as defined under Ind AS. 91 Days Past Due and other qualitative factors has been considered as default for classifying a financial instrument as credit impaired.		



Kotak Mahindra Prime Limited

Notes to the financial statements for the year ended March 31, 2023

(All amounts in INR lakhs, unless otherwise stated)

Note 49 Note to the Balance Sheet of a non-banking financial company as required in terms of Para 73 (2) of Non-Banking Financial Company -Systemically Important Non-Deposit taking Company and Deposit taking Company (Reserve Bank) Directions, 2016

Note			
49.27	Overseas Assets (for those with Joint Ventures and Subsidiaries abroad)		
	Name of the Joint Venture/ Subsidiary Other Partner in the JV	Country	Total Assets
	NA		

Note			
49.28	Off-balance Sheet SPVs sponsored		
	Name of the SPV sponsored	Domestic	Overseas
	NA		


08/4



Note 49 29.6 Related Party Disclosure

Item/Related Party	Year ended March 31	Holding Company	Subsidiary Companies	Associates/ Others	Key Management Personnel	Relatives of Key Management Personnel	Total
Borrowings	2023	204,641.73	18,761.15	-	-	-	223,402.88
	2022	156,119.40	19,035.23	-	-	-	175,154.63
Deposits	2023	-	-	-	-	-	-
	2022	-	-	-	-	-	-
Placement of deposits	2023	58.20	125.91	-	-	-	184.11
	2022	16.45	39.42	-	-	-	55.87
Advances	2023	-	95.20	-	-	-	95.20
	2022	-	118.73	-	-	-	118.73
Investments	2023	-	258,457.07	13,421.58	-	-	271,878.65
	2022	-	245,679.03	11,802.43	-	-	257,481.46
Purchase of fixed assets/Other assets	2023	-	1.91	-	-	-	1.91
	2022	-	19.22	-	-	-	19.22
Sale of fixed assets/Other assets	2023	-	0.42	-	-	-	0.42
	2022	0.11	-	-	-	-	0.11
Interest Paid	2023	6,077.26	1,477.76	-	-	-	7,555.02
	2022	9,534.61	2,250.68	-	-	-	11,785.29
Interest Received	2023	261.97	2,034.28	-	-	0.54	2,296.79
	2022	596.53	1,604.84	-	-	-	2,201.37
Others							
Bank balances	2023	10,664.39	-	-	-	-	10,664.39
	2022	20,731.35	-	-	-	-	20,731.35
Share service receivables	2023	280.67	263.75	-	-	-	544.42
	2022	133.00	45.85	-	-	-	178.85
Interest receivables	2023	2.59	-	-	-	-	2.59
	2022	0.09	-	-	-	-	0.09
Shared Service payable	2023	1,798.90	188.20	-	-	-	1,987.10
	2022	582.20	20.07	-	-	-	602.27
Interest Payable	2023	2.05	-	-	-	-	2.05
	2022	-	-	-	-	-	-
Other receivables	2023	-	-	-	-	6.42	6.42
	2022	-	-	-	-	8.27	8.27
Share Capital (Face Value)	2023	178.26	171.26	-	-	-	349.52
	2022	178.26	171.26	-	-	-	349.52
Other Payables	2023	912.65	0.01	-	-	-	912.66
	2022	388.78	0.01	-	-	-	388.79
Remuneration	2023	-	-	-	-	719.39	719.39
	2022	-	-	-	-	553.46	553.46
Other Income	2023	890.32	2,128.02	-	-	-	3,018.34
	2022	669.94	248.60	-	-	-	918.54
Other expense	2023	4,641.93	866.75	-	-	-	5,508.68
	2022	2,151.50	700.51	-	-	-	2,852.01
Share Service expenses	2023	3,957.65	320.30	-	-	-	4,277.95
	2022	3,046.03	202.20	-	-	-	3,248.23
Share Service Income	2023	3.40	0.24	-	-	-	3.64
	2022	20.43	0.24	-	-	-	20.67
Capital contribution from parent	2023	500.81	-	-	-	-	500.81
	2022	417.18	-	-	-	-	417.18

08/1



Note to the Balance Sheet of a non-banking financial company as required in accordance with Scale based regulation framework

Note	
49.29.1	Exposure to real estate sector Refer Note - 49.8
49.29.2	Exposure to capital market Refer Note - 49.9
49.29.3	Sectoral Exposure

Sectors	As at March 31, 2023			As at March 31, 2022		
	Total Exposure (Includes on balance sheet and off-balance sheet exposure)	Gross NPAs	Percentage of Gross NPAs to total exposure in that sector	Total Exposure (Includes on balance sheet and off- balance sheet exposure)	Gross NPAs	Percentage of Gross NPAs to total exposure in that sector
1. Agriculture and Allied Activities	-	-	-	-	-	-
2. Industry	-	-	-	-	-	-
Total Industry	-	-	-	-	-	-
3. Services	-	-	-	-	-	-
(i) Commercial Real Estate	1,09,957.13	207.63	0.19%	2,15,516.96	195.37	0.09%
(i) NBFCs	37,500.00	-	0.00%	70,812.15	-	-
Total Services	1,47,457.13	207.63	0.14%	2,86,329.11	195.37	0.07%
4. Personal Loans	-	-	-	-	-	-
(i) Vehicle/Auto Loans	20,07,422.03	52,858.24	2.63%	16,18,390.35	57,180.63	3.53%
(ii) Other Retail loans	94,625.18	4,811.35	5.08%	70,677.24	8,143.67	11.52%
(iii) Consumer Durables	-	-	-	43.64	43.64	100.00%
(iv) Advances to individuals against Shares, Bonds	-	-	-	2,853.35	-	-
Total Personal Loans	21,02,047.21	57,669.59	2.74%	16,91,964.58	65,367.95	3.86%
5. Others, if any	-	-	-	-	-	-
(i) Other Non-food Credit	4,77,307.15	7,594.91	1.59%	3,89,785.18	7,387.52	1.90%
Total other Loans	4,77,307.15	7,594.91	1.59%	3,89,785.18	7,387.52	1.90%

Note

- The disclosures as above shall be based on the sector-wise and Industry-wise bank credit (SIBC) return submitted by scheduled commercial banks to the Reserve Bank and published by Reserve Bank as 'Sectoral Deployment of Bank Credit'.
- In the disclosures as above, if within a sector, exposure to a specific sub-sector/industry is more than 10 per cent of Tier I Capital of a NBFC, the same shall be disclosed separately within that sector. Further, within a sector, if exposure to specific sub-sector/industry is less than 10 per cent of Tier I Capital, such exposures shall be clubbed and disclosed as "Others" within that sector.

Note			
49.29.4	Intra - Group Exposure		
	Particulars	As at March 31, 2023	As at March 31, 2022
	i) Total amount of intra-group exposures	26,894.85	21,953.43
	ii) Total amount of top 20 intra-group exposures	26,894.85	21,953.43
	iii) Percentage of intra-group exposures to total exposure of NBFC on borrowers/customers.	0.58%	0.44%

Note	
49.29.5	Unhedged foreign currency exposure The company does not have any unhedged foreign currency exposure during the year.


DM



Max Balance during the year*							
Items/Related Party	Year ended March 31	Holding Company	Subsidiary Companies	Associates/ Others	Key Management Personnel	Relatives of Key Management Personnel	Total
Borrowing	2023	2,08,000.00	21,500.00	2,000.56	-	-	2,31,500.56
	2022	3,71,000.00	45,500.00	-	-	-	4,16,500.00
Deposit	2023	-	-	-	-	-	-
	2022	-	-	-	-	-	-
Placement of deposit	2023	1,20,016.29	125.92	-	-	-	1,20,142.21
	2022	2,12,505.90	40.19	-	-	-	2,12,546.09
Advances	2023	-	95.36	-	-	-	95.36
	2022	-	119.03	-	-	-	119.03
Investments	2023	-	29,754.00	40.17	-	-	29,794.17
	2022	-	21,754.00	40.17	-	-	21,794.17

* Max balance during the year represents IGAAP Balances.

Dr



Kotak Mahindra Prime Limited

Notes to the financial statements for the year ended March 31, 2023

(All amounts in INR lakhs, unless otherwise stated)

Note 49.29.7 Disclosure Required by Reserve Bank of India on customer complaints

Sr. No	Particulars	2022-2023	2021-2022
1	Number of complaints pending at beginning of the year	66	39
2	Number of complaints received during the year	4966	4816
3	Number of complaints disposed during the year	4973	4789
3.1	Of which, number of complaints rejected by the NBFC	133	189
4	Number of complaints pending at the end of the year	59	66

Maintainable complaints received by the NBFC from Office of Ombudsman

Sr. No	Particulars	2022-2023	2021-2022
5	Number of maintainable complaints received by the NBFC from Office of Ombudsman	218	289
5.1	Of 5, number of complaints resolved in favour of the NBFC by Office of Ombudsman	215	284
5.2	Of 5, number of complaints resolved through conciliation/mediation/advisories issued by Office of Ombudsman	3	5
5.3	Of 5, number of complaints resolved after passing of Awards by Office of Ombudsman against the NBFC	-	-
6	Number of Awards unimplemented within the stipulated time (other than those appealed)	-	-

Grounds of complaints, (i.e. complaints relating to)	Number of complaints pending at the beginning of the year	Number of complaints received during the year	% Increase/ decrease in the number of complaints received over the previous year	Number of complaints pending at the end of the year	Of 5, number of complaints pending beyond 30
2022-2023					
Loans and advances - Incorrect Details	18	1,762	24%	12	-
Loans and advances - No objection Certificate related	11	978	4%	8	-
Loans and advances - EMI related	7	558	-31%	4	1
Loans and advances - CIBIL Related	1	427	125%	7	2
Loans and advances - Collection Related	10	410	12%	12	1
2021-2022					
Loans and advances - Incorrect Details	10	1,423	17%	18	-
Loans and advances - No objection Certificate related	3	941	266%	11	-
Loans and advances - EMI related	10	804	-19%	7	-
Loans and advances - Collection Related	5	366	92%	10	1
Loans and advances - CIBIL Related	2	189	82%	1	1

[Handwritten signature]



Kotak Mahindra Prime Limited
Notes to the financial statements for the year ended March 31, 2023
(All amounts in INR lakhs, unless otherwise stated)

Note 49.30 Disclosure Required by Reserve Bank of India on Liquidity Risk Under Liquidity Risk Management Framework
49.30.01 Liquidity Coverage Ratio (LCR)

S. No.	Particulars	Average Q1 2022-23		Average Q2 2022-23		Average Q3 2022-23		Average Q4 2022-23	
		Total Unweighted Value	Total Weighted Value	Total Unweighted Value	Total Weighted Value	Total Unweighted Value	Total Weighted Value	Total Unweighted Value	Total Weighted Value
	High Quality Liquid Assets								
1.0	Total High Quality Liquid Assets (HQLA)	2,00,529	2,00,529	1,77,229	1,77,229	1,77,500	1,77,500	1,93,484	1,93,484
	Cash Outflow:								
2.0	Deposits (for deposit taking companies)	-	-	-	-	-	-	-	-
2.0	Unsecured wholesale funding	77,707	89,363	66,941	76,982	63,921	73,509	30,323	34,871
4.0	Secured wholesale funding	27,082	31,144	29,754	34,217	32,319	37,167	63,470	72,990
5.0	Additional requirements, of which:	-	-	-	-	-	-	-	-
(i)	Outflows related to derivative exposures and other collateral requirements	-	-	-	-	-	-	-	-
(ii)	Outflows related to loss of funding on debt products	-	-	-	-	-	-	-	-
(iii)	Credit and liquidity facilities	-	-	-	-	-	-	-	-
6.0	Other contractual funding obligations	74,245	85,382	1,70,666	1,96,265	1,58,875	1,82,706	1,55,900	1,79,285
7.0	Other contingent funding obligations	1,41,754	1,63,017	23,420	26,934	27,781	31,947	35,176	40,453
8.0	Total Cash Outflow	3,20,788	3,68,906	2,90,781	3,34,398	2,82,895	3,25,329	2,84,869	3,27,599
	Cash Inflows:								
9.0	Secured lending	91,565	68,674	95,109	71,332	1,03,305	77,478	1,17,297	87,973
10.0	Inflows from fully performing exposures	-	-	-	-	-	-	-	-
11.0	Other cash inflows:	28,034	21,025	31,788	23,841	45,982	34,487	33,924	25,443
12.0	Total Cash Inflow	1,19,599	89,699	1,26,897	95,173	1,49,287	1,11,965	1,51,221	1,13,416
	Components of HQLA								
	Cash and Bank Balance	-	7,235	-	5,808	-	7,835	-	7,414
	Securities (Tbills/ Gsecs SDIs at MTM)	-	1,93,294	-	1,71,421	-	1,69,665	-	1,86,070
			Total Adjusted Value		Total Adjusted Value		Total Adjusted Value		Total Adjusted Value
13.0	Total HQLA		2,00,529	-	1,77,229	-	1,77,500	-	1,93,484
14.0	Total Net Cash Outflows		2,79,207	-	2,39,225	-	2,13,363	-	2,14,183
15.0	Liquidity Coverage Ratio % *		71.82%		74.08%		83.19%		90.34%

* In accordance with the liquidity risk management framework, the Company has maintained more than 60% of liquidity coverage ratio with effect from December 1, 2021 and more than 70% of liquidity coverage ratio with effect from December 1, 2022.



49.30.02. Qualitative disclosure around LCR

Reserve Bank of India (RBI) has introduced the Liquidity Coverage Ratio (LCR) requirement for all deposit-taking NBFCs and non-deposit taking NBFCs with an asset size of Rs. 5,000 crore and above w.e.f. December 1, 2020. LCR seeks to ensure that the Company has an adequate stock of unencumbered High Quality Liquid Assets (HQLA) lasting for 30 calendar days to meet its liquidity needs under a significantly severe liquidity stress scenario.

The Board is responsible for the overall management of liquidity risk. The Board has constituted Asset Liability Management Committee (ALCO) and Risk Management Committee (RMC) for on-going overall risk management including liquidity risk management. Treasury is vested with the responsibility of managing liquidity risk within the risk tolerance of the Company.

The Board has approved and adopted Liquidity Risk Management Framework whereby it has prescribed tolerance limits for granular maturity buckets for structural liquidity gaps and for stock ratios and has also prescribed Liquidity Stress testing scenarios to assess the Company's vulnerability to stressed business / market conditions. The Board has advised metrics for various liquidity risk monitoring parameters including concentration of funding, early warning market related indicators, etc for due noting by ALCO.

The Board has approved the policy on LCR as per the extant RBI guideline for strict adherence by the Company. LCR is aimed at measuring and promoting short-term resilience of the Company to potential liquidity disruptions by ensuring maintenance of sufficient HQLAs to survive an acute stress scenario lasting for 30 calendar days.

The LCR requirement has been introduced in a phased manner with the Company required to maintain minimum LCR of 50% from December 1, 2020 eventually increasing to 100% by December 1, 2024. The requirement as on March 31, 2022 is 60% for the Company.

With effect from December 1, 2020, on a daily basis, as per the extant RBI guideline, the Company maintains a liquidity buffer, by ensuring it has sufficient HQLA that can be converted into cash easily and immediately to meet its liquidity needs under a 30 calendar days liquidity stress scenario.

The LCR ratio comprises of HQLAs as numerator and net cash outflows in 30 calendar days as denominator. In order to determine HQLA, the Company considers cash and bank balances, investment in government securities (incl. T-bills and state development loans) without any haircut. In order to determine net cash outflows in subsequent 30 calendar days, the Company considers total expected cash outflows minus total expected cash inflows. As prescribed by the extant RBI guideline, stressed cash flows is computed by assigning a predefined stress percentage to the overall cash inflows and cash outflows. Total expected cash outflows (stressed outflows) are calculated by multiplying the outstanding balances of various categories or types of liabilities and off-balance sheet commitments by 115%. Total expected cash inflows (stressed inflows) are calculated by multiplying the outstanding balances of various categories of contractual receivables by 75%. Net cash outflows over next 30 calendar days is computed as stressed outflows less minimum of (stressed inflows or 75% of stressed outflows).

For calculation of HQLA, the Company considers cash and bank balances, investment in government securities (incl. T-bills and state development loans) without any haircut. Such securities are valued at their market value. Cash outflows under unsecured and secured wholesale funding includes contractual debt repayment obligations in the next 30 calendar days. Outflows under other contractual funding obligations includes interest payable and sundry payable in the next 30 calendar days. Outflows under other contingent funding obligations includes unutilised uncommitted revocable facilities to borrowers. Cash inflows includes contractual inflows from performing exposures in next 30 calendar days. Other Cash inflows includes investments in mutual funds, treps, deposits, CPs etc which are maturing within 30 calendar days. Currently, the Company does not have an unhedged foreign currency exposure and resultant there is no currency mismatch in LCR.




Kotak Mahindra Prime Limited

Notes to the financial statements for the year ended March 31, 2023

(All amounts in INR lakhs, unless otherwise stated)

Note											
49.31	Asset Liability Management Maturity pattern of certain items of Assets and Liabilities										
Particulars	1 Day to 7 Days	8 Day to 14 Days	15 Days Up to 30/31 Days	Over 1 Month upto 2 Months	Over 2 Months upto 3 Months	Over 3 Months & upto 6 Months	Over 6 Months & upto 1 Year	Over 1 Year & upto 3 Years	Over 3 Years & upto 5 Years	Over 5 Years	Total
Deposits	NA	NA	NA	NA	NA	NA	NA	NA	NA	NA	NA
Advances	1,14,429.69	53,856.55	1,18,684.27	78,310.72	78,292.87	2,69,414.02	4,01,256.59	9,45,031.44	3,86,277.80	2,28,584.29	26,74,138.24
Investments	1,65,321.93	1,142.12	82,524.64	1,228.68	1,217.37	5,997.72	1,11,348.30	31,274.02	91.16	2,59,301.47	6,59,447.39
Borrowings	57,465.96	-	49,343.47	1,46,423.12	70,074.39	3,51,535.83	5,81,853.19	8,72,592.16	1,34,638.64	-	22,63,926.76
Foreign Currency assets											
Foreign Currency liabilities							44,465.74	11,517.13			55,982.87

68



Note Public disclosure on liquidity risk

50.1 Funding Concentration based on significant counterparty (both deposits and borrowings)

As at March 31, 2023

Number of Significant Counterparties	Amount (Rs. Lakhs)	% of Total deposits	% of Total Liabilities
17	1,869,364	NA	78.32%

As at March 31, 2022

Number of Significant Counterparties	Amount (Rs. Lakhs)	% of Total deposits	% of Total Liabilities
20	1,724,560	NA	82.60%

"Significant counterparty" is defined as a single counterparty or group of connected or affiliated counterparties accounting in aggregate for more than 1% of the NBFC-NDSI's, NBFC-DS total liabilities and 10% for other non-deposit taking NBFCs

50.2 Top 20 large deposits (amount in Rs. lakhs and % of total deposits)

N.A.

50.3 Top 10 borrowings (amount in Rs. lakhs and % of total borrowings)

As at March 31, 2023

Amount (Rs. Lakhs)	% of Total Borrowings
471,908	18.64%

As at March 31, 2022

Amount (Rs. Lakhs)	% of Total Borrowings
409,854	20.93%

50.4 Funding Concentration based on significant instrument/product

Number of Instrument/Products	As at March 31, 2023		As at March 31, 2022	
	Amount (Rs. Lakhs)	% of Total Liabilities	Amount (Rs. Lakhs)	% of Total Liabilities
Non Convertible Debenture	1,517,434.56	63.57%	1,209,416.48	57.92%
Commercial Paper	446,031.38	18.69%	569,966.95	27.30%
Bank loans	280,815.50	11.77%	147,000.49	7.04%
Sub-ordinated Debt	14,376.15	0.60%	19,557.84	0.94%
Inter corporate deposits	5,269.18	0.22%	17,136.54	0.58%

50.5 Stock Ratios:

(a) Commercial papers as a	As at March 31, 2023	As at March 31, 2022
% of total public funds	19.70%	29.11%
% of total liabilities:	18.69%	27.30%
% of total assets:	13.08%	18.92%

(b) Non-convertible debentures (original maturity of less than one year) as a % of total public funds, total liabilities and total assets: Nil

(c) Other short-term liabilities	As at March 31, 2023	As at March 31, 2022
% of total public funds	3.09%	4.00%
% of total liabilities:	2.93%	3.75%
% of total assets:	2.05%	2.60%

50.6 Institutional set-up for liquidity risk management


The Board of Directors (the board) of the Company has delegated the responsibility for ongoing balance sheet Liquidity Risk management to the Asset Liability Committee (ALCO).

In order to manage/mitigate liquidity risk, the Company has defined its liquidity risk management strategy and prudential internal limit for Liquidity Gap tolerance for its various time buckets in addition to regulatory limits on liquidity gaps, which is approved by the Board. Treasury is responsible for managing liquidity under the prescribed liquidity risk management framework and the same is monitored by ALCO / Board.

Liquidity risk management strategies and practices are reviewed to align with changes to the external environment, including regulatory changes, business conditions and market developments.

The Company has adopted liquidity risk management framework as required under RBI regulation.

Signature



Kotak Mahindra Prime Limited

Notes to the financial statements as at and for the year ended March 31, 2023

(All amounts in INR lakhs, unless otherwise stated)

Note 51 Disclosure pursuant to Reserve Bank of India notification DOR (NBFC).CC.PD.No.109 /22.10.106/2019-20 dated 13 March 2020 pertaining to Asset Classification as per RBI Norms

As at March 31, 2023

Asset Classification as per RBI Norms	Asset classification as per Ind AS 109	Gross Carrying Amount as per Ind AS*	Loss Allowances (Provisions) as required under Ind AS 109*	Net Carrying Amount	Provisions required as per IRACP norms @	Difference between Ind AS 109 provisions and IRACP norm
(1)	(2)	(3)	(4)	(5)=(3)-(4)	(6)	(7)=(4)-(6)
Performing Assets						
<u>Standard</u>	Stage 1	27,55,389.13	12,625.50	27,42,763.63	11,316.12	1,309.38
	Stage 2	90,266.86	5,869.83	84,397.03	358.52	5,511.31
	Stage 3	1,111.41	397.64	713.77	5.25	392.38
Subtotal		28,46,767.40	18,892.96	28,27,874.43	11,679.89	7,213.07
Non-Performing Assets (NPA)						
<u>Substandard</u>	Stage 1	-	-	-	-	-
	Stage 2	-	-	-	-	-
	Stage 3	24,269.71	9,923.53	14,346.18	8,383.71	1,539.82
Substandard (A)		24,269.71	9,923.53	14,346.18	8,383.71	1,539.82
<u>Doubtful</u>						
Doubtful - up to 1 year	Stage 2	123.97	14.15	109.82	36.19	(22.04)
	Stage 3	-	-	-	-	-
Doubtful - 1 to 3 years	Stage 3	-	-	-	-	-
Doubtful - more than 3 years	Stage 3	34,178.30	22,964.60	11,213.70	21,679.40	1,285.22
Doubtful (B)		34,302.27	22,978.75	11,323.52	21,715.59	1,263.16
Loss	Stage 3	5,912.71	3,962.86	1,949.85	2,561.99	1,400.88
Loss (C)		5,912.71	3,962.86	1,949.85	2,561.99	1,400.88
Subtotal of NPA (A+B+C)		64,484.70	36,865.14	27,619.56	32,661.28	4,203.86
Other items such as guarantees, loan commitments, etc. which are in the scope of Ind AS 109 but not covered under current Income Recognition, Asset Classification and Provisioning (IRACP) norms	Stage 1		47.96	(47.96)	-	47.96
	Stage 2		16.26	(16.26)	-	16.26
	Stage 3					
Total	Stage 1	27,55,389.13	12,673.46	27,42,715.67	11,316.12	1,357.33
	Stage 2	90,390.82	5,900.24	84,490.58	394.71	5,505.53
	Stage 3	65,472.13	37,248.63	28,223.50	32,630.34	4,618.28
		29,11,252.07	55,822.33	28,55,429.75	44,341.17	11,481.15



As at March 31, 2022

Asset Classification as per RBI Norms	Asset classification as per Ind AS 109	Gross Carrying Amount as per Ind AS*	Loss Allowances (Provisions) as required under Ind AS 109*	Net Carrying Amount	Provisions required as per IRACP norms @	Difference between Ind AS 109 provisions and IRACP norm
(1)	(2)	(3)	(4)	(5)=(3)-(4)	(6)	(7)=(4)-(6)
Performing Assets						
Standard	Stage 1	24,40,033.97	17,522.78	24,22,511.19	9,850.62	7,672.16
	Stage 2	68,376.16	7,185.90	61,190.27	512.19	6,673.71
	Stage 3	2,776.15	1,352.19	1,423.96	13.37	1,338.82
Subtotal		25,11,186.29	26,060.87	24,85,125.42	10,376.17	15,684.70
Non-Performing Assets (NPA)						
Substandard	Stage 1	92.70	4.35	88.35	15.54	(11.19)
	Stage 2	15,214.93	3,293.63	11,921.30	2,353.79	939.85
	Stage 3	21,328.53	8,320.09	13,008.44	4,215.42	4,104.67
Substandard (A)		36,636.16	11,618.08	25,018.08	6,584.74	5,033.33
Doubtful						
Doubtful - up to 1 year	Stage 2	299.32	46.18	253.14	58.92	(12.74)
	Stage 3	7,402.67	2,626.64	4,776.04	1,523.28	1,103.36
Doubtful - 1 to 3 years	Stage 3	3,110.27	1,720.31	1,389.95	1,460.23	260.08
Doubtful - more than 3 years	Stage 3	278.46	220.12	58.34	228.34	(8.22)
Doubtful (B)		11,090.72	4,613.25	6,477.47	3,270.77	1,342.48
Loss	Stage 3	38,054.75	22,777.06	15,277.70	32,164.15	(9,387.09)
Loss (C)		38,054.75	22,777.06	15,277.70	32,164.15	(9,387.09)
Subtotal of NPA (A+B+C)		85,781.63	39,008.39	46,773.25	42,019.66	(3,011.27)
Other items such as guarantees, loan commitments, etc. which are in the scope of Ind AS 109 but not covered under current Income Recognition, Asset Classification and Provisioning (IRACP) norms	Stage 1		42.51	(42.51)	-	42.51
	Stage 2		14.43	(14.43)	-	14.43
	Stage 3		-	-	-	-
Total	Stage 1	24,40,126.67	17,569.64	24,22,557.02	9,866.16	7,703.47
	Stage 2	83,890.42	10,540.14	73,350.28	2,924.90	7,615.24
	Stage 3	72,950.84	37,016.41	35,934.43	39,604.78	(2,588.37)
		25,96,967.93	65,126.19	25,31,841.73	52,395.84	12,730.34

@ Represents provision amounts as per Company's NPA provisioning policy which is in compliance with the IRACP norms and also includes general provision of Rs 208.75 lakhs (Mar -22 Rs.642.58 lakhs) created against standard assets in accordance with RBI's Covid-19 relief package

*Investment measured at FVOCI has not been considered above in gross carrying amount and loss allowance. The fair value of the investment is INR 440,313.58 lakhs (Mar -22 INR 437,982.67 lakhs) and loss allowance is INR 21.53 lakhs (Mar -22 INR 155.49 lakhs). Further, it does not include changes in impairment on POCI assets.

(Signature)

Kotak Mahindra Prime Limited
Notes to the financial statements for the year ended March 31, 2023
(All amounts in INR lakhs, unless otherwise stated)
Note 52 Disclosure pursuant to SEBI circular SEBI/HO/DDHS/CIR/P/2018/144 dated November 26, 2018 for the year ended March 31, 2023
Annexure A

Sr. No.	Particulars	Details
1	Name of the Company	Kotak Mahindra Prime Limited
2	CIN	U67200MH1996PLC097730
3	Outstanding borrowing of Company as on 31st March 2023 (Rs. in cr)	22,639.27
4	Highest Credit Rating During the previous FY along with name of the Credit Rating Agency	<p>CRISIL: Long term debt instruments and Long term bank facilities: continues to be CRISIL AAA/Stable Sub-ordinated debt: continues to be CRISIL AAA/Stable Market linked debentures: continues to be CRISIL PP-MLD AAA/Stable Short term debt instruments and Short term bank facilities: continues to be CRISIL A1+</p> <p>ICRA: Long term debt instruments and Long term bank facilities: continues to be [ICRA]AAA(Stable) Sub-ordinated debt: continues to be [ICRA]AAA(Stable) Nifty linked debentures: continues to be PP-MLD[ICRA]AAA(Stable) Short term debt instruments: continues to be [ICRA]A1+</p>
5	Name of Stock Exchange in which the fine shall be paid, in case of shortfall in the required borrowing under the framework	BSE

We confirm that we are a Large Corporate as per the applicability criteria given under the SEBI circular SEBI/HO/DDHS/CIR/P/2018/144 dated November 26, 2018.

Annexure B1

Sr. No.	Particulars	Details
1	Name of the Company	Kotak Mahindra Prime Limited
2	CIN	U67200MH1996PLC097730
3	Report filed for FY	2022-23
4	Details of the borrowings (all figures in Rs. crore):	
i.	Incremental borrowing done in FY (a)	7,086.00
ii.	Mandatory borrowing to be done through issuance of debt securities (b) = (25% of a)	1,771.50
iii.	Actual borrowings done through debt securities in FY (c)	6,436.00
iv.	Shortfall in the mandatory borrowing through debt securities, if any (d) = (b) - (c) (If the calculated value is zero or negative, write "nil")	NA
v.	Reasons for short fall, if any, in mandatory borrowings through debt securities	NA

Note: Incremental borrowing done in FY and actual borrowings done through debt securities in FY, do not include inter corporate borrowings between a parent and its subsidiary



Kotak Mahindra Prime Limited

Notes to the financial statements for the year ended March 31, 2023

(All amounts in INR lakhs, unless otherwise stated)

Note 53.1 The disclosure requirements as required by RBI circular dated 6th August, 2020 (Resolution Framework 1.0) and 5th May 2021 (Resolution Framework 2.0) as at 31st March, 2022.

Type of borrower	Exposure to accounts classified as Standard consequent to implementation of resolution plan—Position as at the end of the previous half - year [^]	Of (A), aggregate debt that slipped into NPA during the half-year ^{**}	Of (A) amount written off during the half - year [#]	Of (A) amount paid by the borrowers during the half - year	Exposure to accounts classified as Standard consequent to implementation of resolution plan—Position as at the end of this half - year ^{^^}
	(A)	(B)	(C)	(D)	(E)
Personal Loans	529.06	42.22	33.46	179.86	306.98
Corporate persons*	21.00	-	-	10.65	10.35
Of which, MSMEs	-	-	-	-	-
Others	-	-	-	-	-
Total	550.06	42.22	33.46	190.51	317.33

*as defined in section 3(7) of the insolvency and bankruptcy code, 2016

** Slipped into NPA during the half year as per IRACP norms.

^^ Exposure as on 31st March, 2022 includes interest capitalisation.

There were no borrower accounts, where resolution plans had been implemented and now modified under Resolution Framework 2.0 announced by RBI on 5th May, 2021.



Note 54 Disclosures under Listing Agreement for Debt Securities

Note	Particulars
a	Disclosure under Regulation 53(e) of SEBI (Listing Obligations and Disclosure Requirements) Regulations, 2015 Debenture Trustees: IDBI Trusteeship Services Ltd. Universal Insurance Building, Ground Floor, Sir P.M. Road, Fort, Mumbai - 400001 Tel. : 022-40807181 Fax : 022-66311776 Email : itsl@idbitrustee.com
b	Disclosure under Regulation 53(f) of SEBI (Listing Obligations and Disclosure Requirements) Regulations, 2015 Related Party transactions
	31-03-202331-03-2022
	Loans and advances in the nature of loans to subsidiaries - -
	Loans and advances in the nature of loans to associates - -
	Loans and advances in the nature of loans to firms/companies in which directors are interested 26,894.8521,953.43
	Investments by the loanee in the shares of parent company and subsidiary company, when the company has made a loan or advance in the nature of loan - -
c	Disclosure under Regulation 54(2) of SEBI (Listing Obligations and Disclosure Requirements) Regulations, 2015 Asset cover
	The Non Convertible Debentures are redeemable at par / premium. The Non Convertible Debentures (except for subordinated debt) are secured by way of first and pari-passu hypothecation in favour of Debenture Trustee on the Company's movable assets such as receivables arising out of loan, lease and hire purchase, book debts, current assets and investments (excluding investments made pursuant to regulatory requirement and strategic investments of the Company which are in the nature of equity shares, preference shares and venture capital units or any receivables therefrom) and / or by way of a first and pari passu mortgage on the Company's immovable property of Rs. 18.07 lakh with charge created in favour of Debenture Trustee.

For M M Nissim & Co LLP
Chartered Accountants
Firm Registration No.: 107122W/W100672



Sanjay Khemani
Partner
Membership No: 044577


For Mukund M. Chitale & Co
Chartered Accountants
Firm Registration No.: 105655W



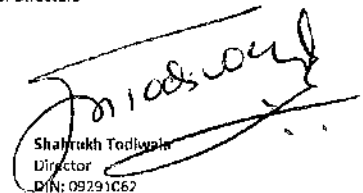
Saurabh Chitale
Partner
Membership No: 111383



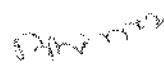
For and on behalf of the Board of Directors



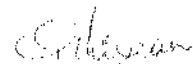
Vyomesh Kapast
Managing Director
DIN: 07665329



Shailesh Todiyani
Director
DIN: 09291062



Bharat Thakkar
Chief Financial Officer
M No: 048525



Kiran Tangudu
Company Secretary
M No: F/932

Date and Place: May 16, 2023, Mumbai

NOTICE is hereby given that the Twenty Seventh Annual General Meeting (AGM) of the members of Kotak Mahindra Prime Limited (the Company) will be held at a shorter notice on Tuesday, 27th June 2023, at 9:30 a.m. at 27BKC, C 27, G Block, Bandra Kurla Complex, Bandra (E), Mumbai – 400 051 to transact the following business:

ORDINARY BUSINESS:

1. To consider and adopt the audited financial statements of the Company for the financial year ended 31st March 2023 and the Reports of the Board of Directors ("the Board") and the Auditors thereon.
2. To declare dividend on equity shares.
3. To appoint a Director in place of Mr. Amit Mohan (DIN: 09294638) who retires by rotation and, being eligible, offers himself for re-appointment.

Notes:

1. A MEMBER ENTITLED TO ATTEND AND VOTE AT THE MEETING IS ENTITLED TO APPOINT A PROXY TO ATTEND AND, ON A POLL, TO VOTE INSTEAD OF HIMSELF AND THE PROXY NEED NOT BE A MEMBER.
2. The Company has received consents pursuant to Section 101 of the Companies Act, 2013 for convening this Meeting at a shorter notice.

By Order of the Board of Directors

Place: Mumbai
Date: June 22, 2023
Registered Office: 27BKC, C 27, G Block,
Bandra Kurla Complex, Bandra (E), Mumbai – 400 051
CIN: U67200MH1996PLC097730

KIRAN TANGUDU
COMPANY SECRETARY
Membership No.: F7932

Kotak Mahindra Prime Limited

(CIN: U67200MH1996PLC097730)

Registered Office: 27BKC, C 27, G Block, Bandra Kurla Complex, Bandra (E), Mumbai – 400 051

Tel No.: (022) 61660000, Fax No.: (022) 67132403, Website: www.kotak.com

Proxy form

[Pursuant to Section 105(6) of the Companies Act, 2013 and Rule 19(3) of the Companies (Management and Administration) Rules, 2014]

Name of the members(s):	
Registered address:	
Email Id:	
Folio No./Client Id:	DP ID:

I/We, being the members (s) holdingEquity Shares of Kotak Mahindra Prime Limited, hereby appoint

1.	Name:	
	Address:	
	E-mail Id:	
	Signature:	

2.	Name:	
	Address:	
	E-mail Id:	
	Signature:	

3.	Name:	
	Address:	
	E-mail Id:	
	Signature:	

 as my/our proxy to attend and vote (on a poll) for me/us and on my/our behalf at Annual General Meeting of the Company, to be held on Tuesday, 27th June 2023, at 9:30 a.m. at 27BKC, C 27, G Block, Bandra Kurla Complex, Bandra (E), Mumbai – 400 051 and at any adjournment thereof in respect of such resolutions as are indicated below:

Resolution No.	Particulars
1.	Adoption of financial statements of the Company for the year ended 31 st

Kotak Mahindra Prime Limited

CIN: U67200MH1996PLC097730

Registered Office: 27BKC, C 27, G Block, Bandra Kurla Complex, Bandra (E), Mumbai – 400 051, India.

 Tel. No.022-66056825, Fax No. 022-67259086, service.carfinance@kotak.com, website: <https://www.primeloans.kotak.com/>

	March 2023 and the Reports of the Board of Directors ("the Board") and the Auditors thereon
2.	Declaration of dividend on equity shares
3.	Re-appointment of Mr. Amit Mohan (DIN: 09294638), who retires by rotation.

Signed this..... day of..... 2023

Signature of Shareholder

Signature of Proxy holder(s)

Affix
Revenue
Stamp

Note: This form of proxy in order to be effective should be duly completed and deposited at the Registered Office of the Company, not less than 48 hours before the commencement of the Meeting.

Kotak Mahindra Prime Limited

(CIN: U67200MH1996PLC097730)

Registered Office: 27BKC, C 27, G Block, Bandra Kurla Complex, Bandra (E), Mumbai – 400 051

Tel No.: (022) 61660000, Fax No.: (022) 67132403, Website: www.kotak.com**Annual General Meeting****Attendance Slip**

DPID	Client ID	Folio No.	No. of Shares

Name of the Shareholder _____

Address _____

Name of Proxy _____

I hereby record my presence at the Annual General Meeting of the Company, to be held on Tuesday, 27th June 2023, at 9:30 a.m. at 27BKC, C 27, G Block, Bandra Kurla Complex, Bandra (E), Mumbai – 400 051

Signature of the Shareholder/Proxy

.....

ROUTE MAP



Kotak Mahindra Prime Limited

CIN: U67200MH1996PLC097730

Registered Office: 27BKC, C 27, G Block, Bandra Kurla Complex, Bandra (E), Mumbai – 400 051, India.

Tel. No.022-66056825, Fax No. 022-67259086, service.carfinance@kotak.com, website: <https://www.primeloans.kotak.com/>